



RAJASTHAN PUBLIC SERVICE COMMISSION

ANNUAL REPORT 2017-18







RAJASTHAN PUBLIC SERVICE COMMISSION

ANNUAL REPORT

2017-2018

SIXTY EIGHTH
68th
ANNUAL REPORT
OF THE
RAJASTHAN PUBLIC SERVICE COMMISSION

APRIL 1, 2017 TO MARCH 31, 2018

THE RAJASTHAN PUBLIC SERVICE COMMISSION

PRESENT TO

H.E. THE GOVERNOR OF RAJASTHAN,

THEIR 68th ANNUAL REPORT

AS REQUIRED BY THE

CONSTITUTION OF INDIA UNDER ARTICLE 323 (2).

THE REPORT COVERS THE PERIOD FROM

APRIL 1, 2017

TO

MARCH 31, 2018

CONTENTS

S.No.		Page No.
I.	The Commission	7
II.	The Commission's Secretariat	9
III.	Accommodation	12
IV.	Receipts and Expenditure	13
V.	Meetings of the Commission	14
VI.	Recruitment-	15
	(A) By competitive examination with or without interview	15
	(B) By the method of interview only	18
VII.	Reforms in the recruitment process	21
VIII.	Reservation for Scheduled Caste, Scheduled Tribe, Other Backward Class, S.B.C., Physically Disabled and Woman candidates	22
IX.	Departmental Promotion Committees and other Committees	23
X.	Extension in the term of temporary appointments	24
XI.	Irregular appointments	24
XII.	Disciplinary cases and Appeals	25
XIII.	Service Rules	26
XIV.	Non-acceptance of Commission's advice	27
XV.	Miscellaneous	27
	1 Visits – Chairman/Members	27
	2 Library	28
	3 ISO 9001:2008 Certification	28
	4 Implementation - Report of the Right to Information Act, 2005	28
	5 Information Technology- initiative & activities	29
	6 Awards & Recognition to the Commission	29
XVI.	Acknowledgement	31
XVII.	A review of Performance of the Candidates in the Rajasthan State & Subordinate Services Combined Competitive Examination, 2016	31

APPENDICES

S.No.		Page No.
I.	Functions of the Commission	39
II.	Profiles of Hon'ble Chairman and Hon'ble Members of the Commission	40
III.	(A) List of former Hon'ble Chairmen of the Commission	48
	(B) List of former Hon'ble Members of the Commission	49
IV.	(A) Staff of the Commission's Secretariat	51
	(B) Comparative statement showing the work done from 2013-14 to 2017-18.	53

S.No.		Page No.
V.	Receipts and Expenditure of the Commission for the year 2016-17 and 2017-18.	54
VI.	List of Examinations conducted during the year 2017-2018	55
VII	(A) Statement showing the number of Engineering, Medical, Technical & Non-Technical posts, for which requisitions were received during the year 2017-18.	56
	(B) Statement showing the number of Engineering, Medical, Technical & Non- Technical Posts, for which advertisements were issued during the year 2017-2018.	56
	(C) Selections made by interview	57
	(D) Posts advertised, but selections remained incomplete	63
	(E) Screening tests conducted for shortlisting the candidates	64
	(F) List of posts for which requisitions were cancelled after advertisement.	65
	(G) Post for which interview were held, but candidates were not found suitable	65
	(H) Posts for which candidates recommended from the reserve lists	65
	(I) Post advertised, but none of the candidate applied	65
	(J) Post for which Interviews were fixed but none of the candidates were present	65
VIII.	(A) Details showing Department wise position of Physically Disabled candidate recommended against the posts reserved for them	66
	(B) Details of posts reserved for SC, ST and OBC candidates for which no candidates applied.	66
IX.	Chronic cases – delay in regularizing the cases of <i>ad hoc</i> /temporary appointments made by the Departments	67
X.	Cases of temporary appointments made by the Government against promotion quota posts and concurred to by the Commission	67
XI.	Cases of temporary appointments made by the Government against direct recruitment's quota posts and concurred to by the Commission.	67
XII	Cases of temporary appointments made by the Government against direct recruitment and promotion quota posts which remained pending for want of information	68
XIII	Draft amendments to Rules/Schedules relating to various Service Rules dealt with by the Commission	68
XIV	Draft new Service Rules relating to various Services dealt with by the Commission	69
XV	New Service Rules or Amendments to Rules relating to various Services promulgated by the Government	70
XVI	Cases of Recognition of Degree/Diploma/Certificate Examination etc. dealt with by the Commission	71
XVII	List of cases referred to the Commission for appointment to various posts under Compassionate Appointment of Dependents of Deceased/Permanently incapacitated Armed Forces Service Personnel/Para Military Personnel Rules.	71
XVIII	Examinations/Interviews conducted and recommendations sent during the year 2017-2018	72



I. THE COMMISSION

The State of Rajasthan was formed as a result of the merger of the erstwhile, princely States situated in Rajputana and Part- 'C' State of Ajmer-Merwara. At the time of formation of Rajasthan the institution of Public Service Commission existed in only three of the twenty-two covenanting States, viz. Jaipur, Jodhpur and Bikaner.

The successor administration after the merger of the princely States promulgated on 16th August, 1949 an ordinance establishing, the Rajasthan Public Service Commission, which was published on 20th August, 1949 but it came into existence from 22nd December, 1949 after issuing notification regarding appointment of Hon'ble Chairman and Members of the Commission.

The provisions regarding Public Service Commission for the Union and for the State and appointment & term of office of Members have been laid down in Article 315 & 316 respectively in the Constitution of India.

- 1.1 The functions of the Commission as laid down in Article 320 of the Constitution of India are given in Appendix-I.
- 1.2 The composition of the Commission during the year under report was as follows:-

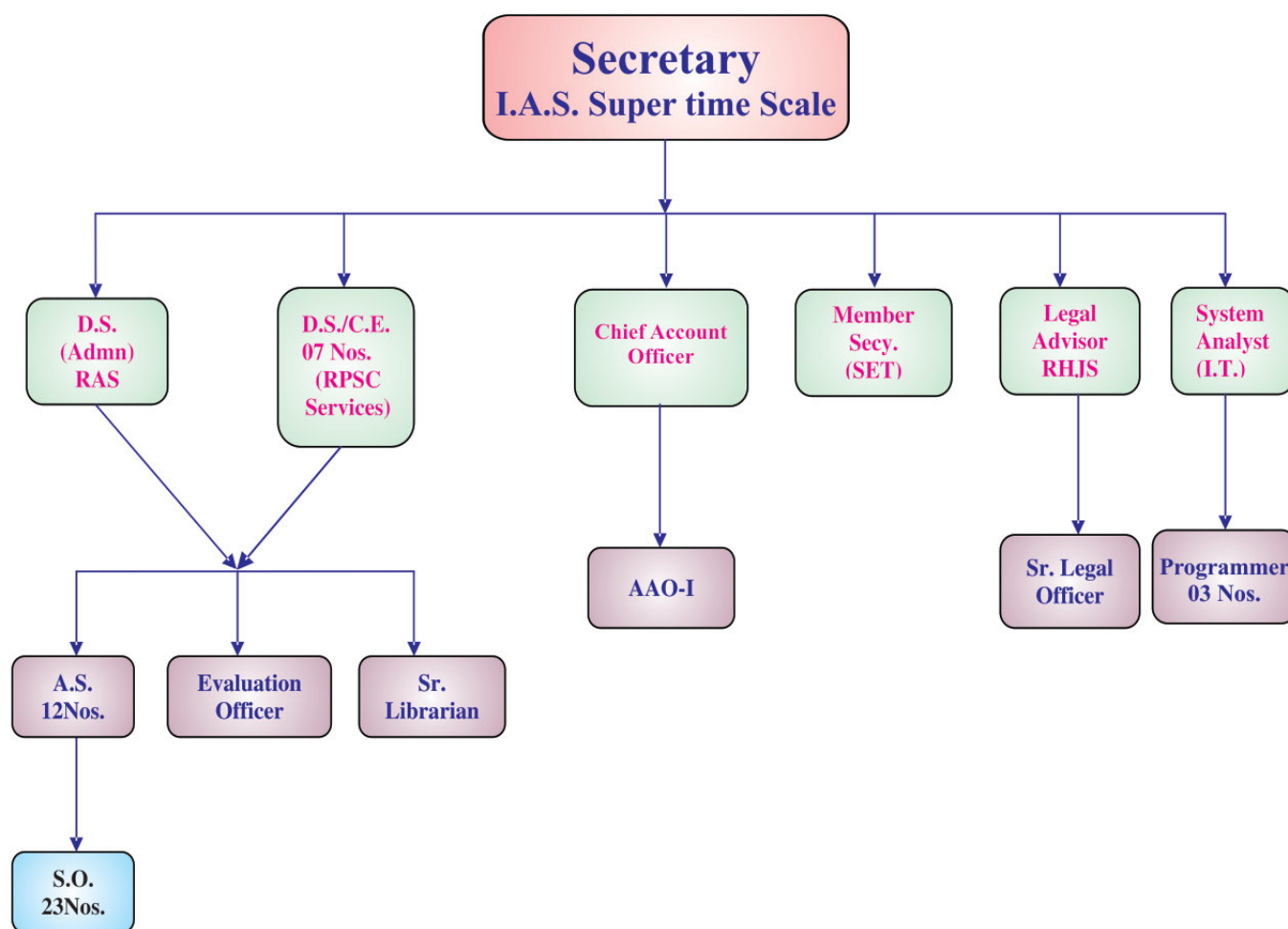
1. Dr. Radhey Shyam Garg	Chairman	
2. Dr. R.D. Saini	Member	
3. Shri Surjeet Lal Meena	Member	
4. Dr. K.R. Bagaria	Member	

5. Dr. Shiv Singh Rathore	Member	
6. Smt. Rajkumari Gurjar	Member	

- 1.3 Dr. Lalit K. Panwar retired from the post of Chairman on July 10, 2017. Sh. S.S. Sharma, Member took over the charge of the Chairman of the Commission on July 11, 2017 (A/N) and retired from the post of Chairman on September 28, 2017 (A/N). Dr. Radhey Shyam Garg took over the charge of the Chairman of the Commission on December 18, 2017 (A/N).
- 1.4 Two posts of member remained vacant till end of the year under reported upon.
- 1.5 A brief write-up on the profiles of Hon'ble Chairman and Hon'ble Members is given in Appendix-II.
- 1.6 A list containing names along with tenure of office of former Hon'ble Chairman and Hon'ble Members is available at Appendix III-(A) & (B).
- 1.7 In sub-regulation (1) of regulation-3 of the Rajasthan Public Service Commission (Conditions of Service) Regulations, 1974 for the existing expression "Five", the expression "Seven" was substituted vide Notification No. F.8(4)DOP/A-II/2011 dated 27-06-2011 issued by Department of Personnel (A-2). It means the number of Members of the Commission had increased to seven instead of five.

II. THE COMMISSION'S SECRETARIAT

- 2.1 The Commission's Secretariat is headed by an officer from Indian Administrative Service.
- 2.2 Shri Giriraj Singh Kushwaha, IAS took over the charge of the Secretary to the Commission on 20-06-2016 (F/N) and continued to hold the office till the end of the year under report.
- 2.3 Details of sanctioned strength of the staff of the Commission as on April 1, 2017 and March 31, 2018 are given in Appendix IV-A.
- 2.4 The Organizational Setup of Secretariat of the Commission is as under:-



- 2.5 During the year under report proposals for creation/ up gradation of the following posts were sent to the Government:-

A. FOR RPSC CADRE

Sr. No.	Name of Post	No. of Posts	Remarks
1	Deputy Legal Remembrancer	01	New-Creation
2	Assistant Legal Remembrancer	02	New Creation
3	Vidhi Rachanakar	01	New Creation
4	Joint Secretary	01	Change in Nomenclature (Dy.Secy. (RAS) to Joint Secretary)
5	Senior Deputy Secretary	03	New Creation
6	Deputy Secretary	02	New Creation
7	Assistant Secretary	06	New Creation
8	Assistant Secretary	02	Post conversion in same G.P. (PS to AS)
9	Senior Librarian	01	G.P. upgradation
10	Section Officer	08	New Creation
11	Section Officer	01	Post Conversion in same G.P. (APS to SO)
12	Assistant Section Officer	03	New Creation
13	Clerk Grade-I	08	New Creation
14	Clerk Grade-II	70	New Creation
15	Electrician	02	New Creation
16	Driver	02	New Creation
17	Pump Driver	02	New Creation
18	Jamadar	04	New Creation
19	Daftri	02	New Creation
20	Bundle Lifter	02	New Creation
21	Gardener	02	New Creation
22	Cleaner	07	New Creation
23	Class IV Servant	15	New Creation
	Total	147	

- 2.6 The Government conveyed sanction of the Governor vide letter no. F8(2) DOP/A-II/2002 dated 16-02-2018 for the extension in term of the following temporary posts up to 28-02-19:-

Sr. No.	Name of Post	No. of Posts
1	Dy. Secretary	03
2	Assistant Secretary	02
3	Section Officer	03
4	Evaluation Officer	01
5	Senior Legal Officer	01
6	Programmer	03
7	Additional Private Secretary	01
8	Member Secretary (SET)	01
9	Assistant Section Officer	14
10	Junior Legal Officer	02
11	Steno	05
12	Informatics Assistant	06
13	Clerk Grade II	38
14	Driver	04
15	Electrician	01
16	Class IV Servant	17
	Total	102

- 2.7 During the year under report, the following permanent/temporary posts were abolished by the Government vide letter No. and Date indicated below:-

Sr. No.	ID No. & Order Date	Name of Post	No. of Post
1	Finance Department's ID No. 131800057 and DOIT's order dated 27-03-18	Analyst-Cum-Programmer	1
2		Programmer	2

- 2.8 During the year under report, the following permanent/temporary posts were abolished by the Government vide letter No. and Date indicated below:-

Sr. No.	Letter No. & Date	Name of Post	No. of Post
1	Letter No. F(5)DOP/A-II/2004 Pt.II dated 08-03-2018	Deputy Legal Remembrancer	1

- 2.9 The Government conveyed the sanction of the Governor vide letter no. f4(1)pers/A-I/2003 dated 16-02-17 for creation of an Ex-cadre temporary post in super time scale of IAS. During the operation of this post the cadre post of Secretary, RPSC, Ajmer will be kept in abeyance. The Government also conveyed sanction of the Governor vide even no. letter dated 05-04-17 for the extension in term of the above temporary post of IAS super time scale up to 28-02-18.

- 2.10 A comparative statement of work done during last five years ending with the year under report is given in Appendix IV-B.

III. ACCOMMODATION

- 3.1 The Secretariat of the Commission is located in its own building at Ghooghra Ghati, Jaipur Road, Ajmer.



3.2 Guest House :

A special Guest House was constructed in the year 2010 for the Commission. In this double storied Guest House 14 Rooms and 2 Halls are available. The Guest House situated in the commission's premises provide stay facility for scholars and subject experts coming for evaluation/interview and other varied purpose.

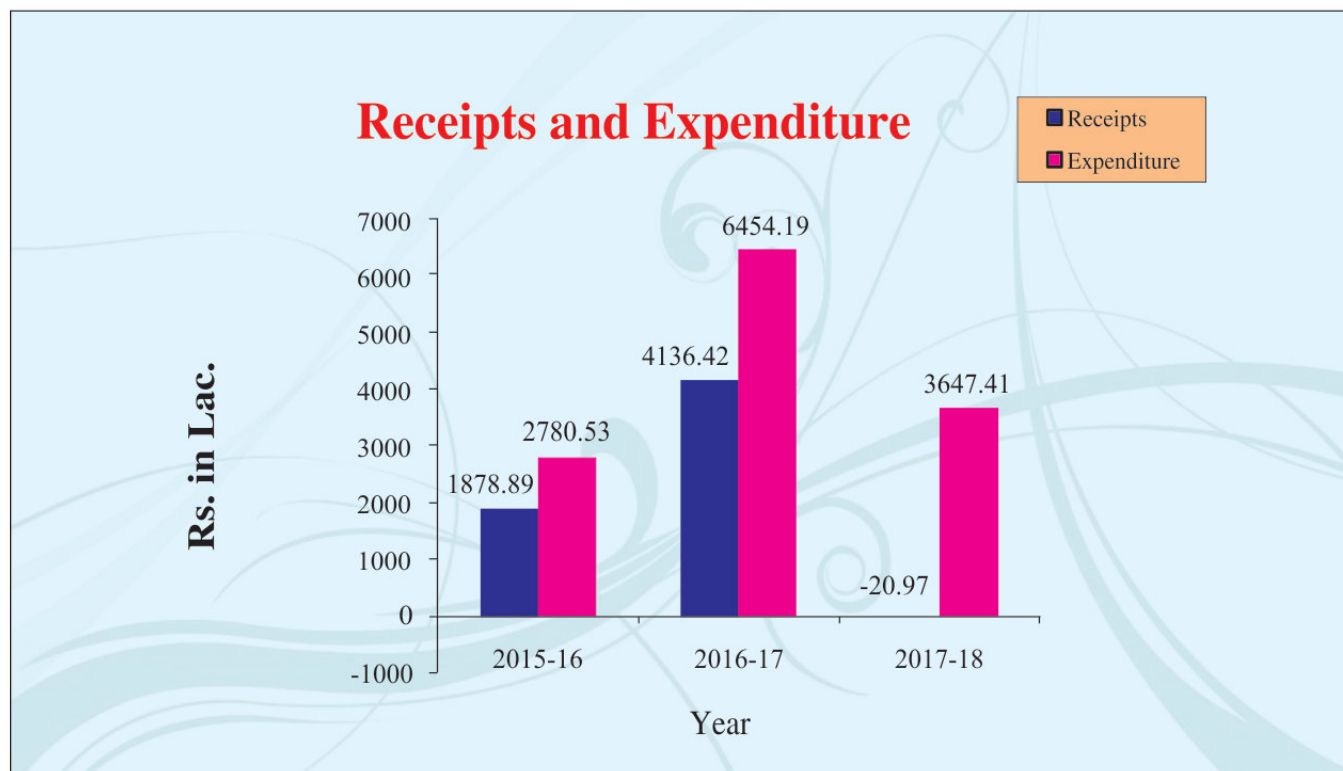
IV. RECEIPTS AND EXPENDITURE

4.1 The Commission's revenue receipts are mainly from application fees which is collected Online through District E-Governance Societies and Net Banking. Expenditure incurred on Administration wing and to conduct the Examination and Screening Tests. The expenditure is meeting out on different heads/categories from the budget provisions made by the Government (Finance Department) after holding Budget Finalization Committee Meetings every year.

4.2 The receipts and expenditure during the year under report and that of last two years are as under:-

(Rupees in Lacs)

Year	Receipts	Expenditure
2015-16	1878.89	2780.53
2016-17	4136.42	6454.19
2017-18	-20.97	3647.41



4.3 A comparative statement showing the receipts and expenditure incurred during the year 2016-2017 and 2017-2018 is given in Appendix V.

V. MEETINGS OF THE COMMISSION

- 5.1 During the year under report, Sixteen meetings of the Full Commission were convened on the following dates:-

S.No.	Date of Meetings
1	11-07-2017
2	24-08-2017
3	29-08-2017
4	12-09-2017
5	18-09-2017
6	03-10-2017
7	17-10-2017
8	09-11-2017
9	15-11-2017
10	21-11-2017
11	02-01-2018
12	30-01-2018
13	15-02-2018
14	05-03-2018
15	12-03-2018
16	13-03-2018

VI. RECRUITMENT

- 6.1 The primary work of the Public Service Commission is to recruit personnel for various service/posts of the State Government. So far as the matter of recruitment of competent candidates for various services is concerned the Public Service Commissions are required to maintain high efficiency, quality, objectivity and transparency. It's a challenge for the Commission to complete the recruitment procedure in a specific time limit. There are so many stages in the recruitment process from requisition to recommendation. Number of aspirants are being increased. To meet the increasing number of candidates in various examinations, latest techniques and better management is required. Efforts have been made to reduce the time lag between requisitions to recommendation. Online Application System has been introduced by the Commission.
- 6.2 The recruitment process is completed either by Direct recruitment through Interview alone or Competitive Examination with or without Interview as per the provisions as laid down in the concerning Service Rules. In case, where large number of aspirants apply for the direct recruitment posts, the Commission conducts screening tests to short list the candidates.
- 6.3 **Interview Boards:-** During the year under report, the Commission interviewed 5532+1654=7186 (Examination + Recruitment) candidates for different posts/ services by constituting 88 Boards. The number of days on which one, two Board interviewed the candidates were 223.

A- By competitive examination with or without Interview:

- 6.4 The Commission conducts 15 categories of competitive examinations for recruitment to various posts/services on receipt of requisitions from the Government, which are as follows: -

S.No.	Name of Service/Post
1	Rajasthan State & Subordinate Services Combined Competitive Examination.
2	Rajasthan Forest Service/A.C.F. /Rangers (Grade-I & II) Combined Competitive Examination
3	Assistant Engineer (Civil /Mechanical /Electrical) Combined Competitive Examination
4	Analyst cum Programmer Competitive Examination
5	Programmer Competitive Examination
6	Sub-Inspector of Police Combined Competitive Examination
7	Senior Teacher (Grade-II) Competitive Examination (For Secondary Education Department)
8	Physical Training Instructor (Grade II) Combined Competitive Examination (For Secondary Education Department)
9	Teacher (Grade II &) Competitive Examination (For Sanskrit Education Department)

S.No.	Name of Service/Post
10	Headmaster (Secondary Education), Competitive Examination (For Secondary Education Department)
11	Lecturer (School Education), Competitive Examination (For Secondary Education Department)
12	Lecturer (College Education), Competitive Examination (For College Education Department)
13	Asstt. Prosecution Officer (Prosecution Deptt.) Competitive Examination
14	Senior Teacher (Special Education) Competitive Examination (For Secondary Education Department)
15	Research Assitant (Directorate Evaluation Organisation)

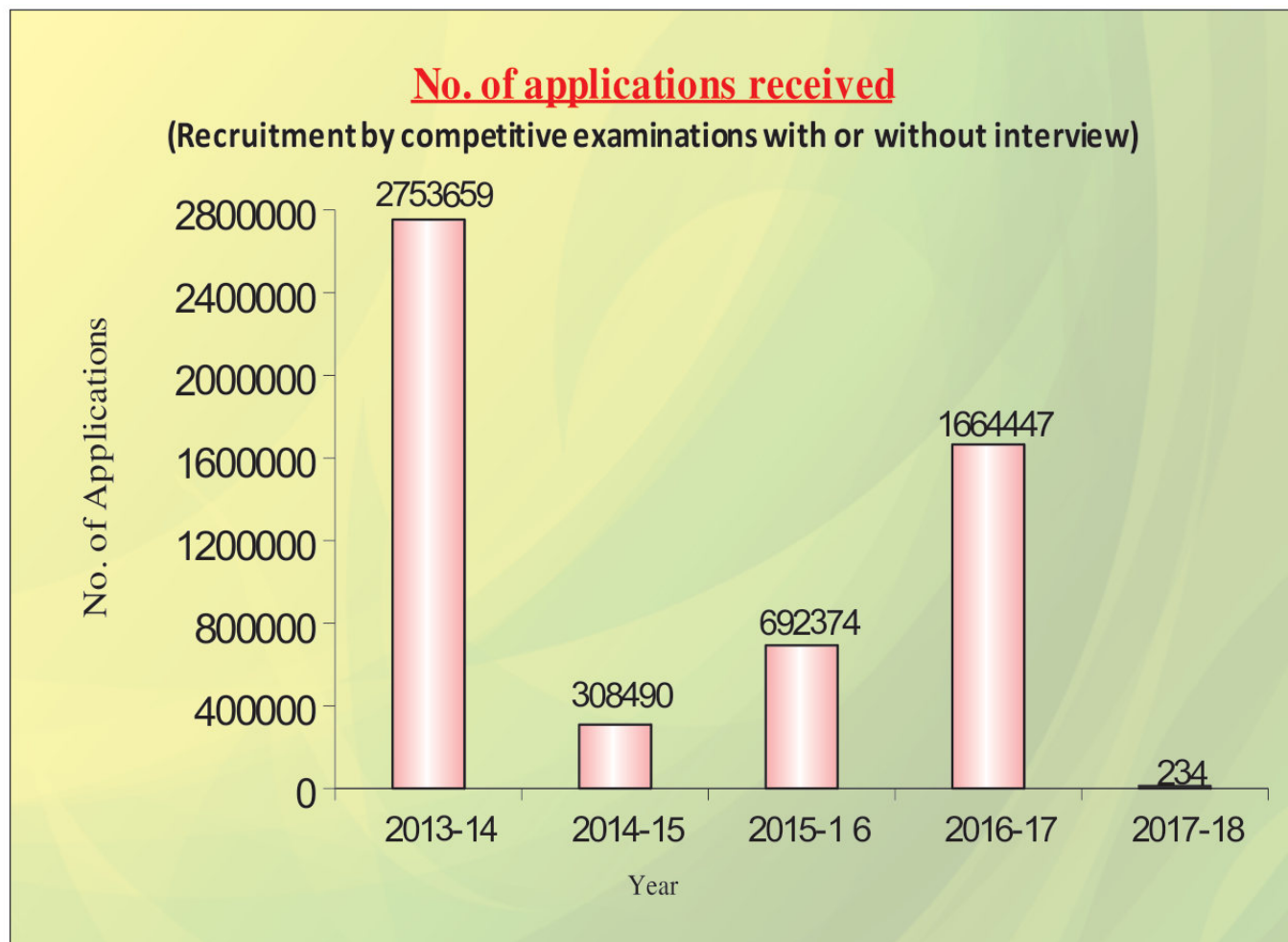
- 6.5 During the year under report, 15 requisitions involving 517 posts were pending notification at the commencement of the year. 27 requisitions involving 4071 posts were received during the year. Thus making a total of 42 requisitions involving 4588 posts were pending to be notified. Out of which 29 requisitions involving 2287 posts were advertised during the year. No requisitions were withdrawn by the govt. and 2 requisitions involving 3 posts were returned to the govt. during the year. Hence, at the end of the year 11 requisitions involving 2298 posts were pending for notification with the Commission.

S.No.	Particulars	No. of Requisitions	Posts involved
1	Previous year's pending	15	517
2	Received during the year	27	4071
3	Total (1+2)	42	4588
4	Advertised during the year	29	2287
5	Requisitions withdrawan by the govt.	0	0
6	Requisitions returned to the govt.	02	03
7	Total (4+5+6)	31	2290
8	Balance (3-7)	11	2298

- 6.6 Examination wise details regarding number of posts, candidates applied, appeared, interviewed etc. are given in Appendix XVIII.
- 6.7 List of Examinations conducted during the year 2017-18 is given in Appendix VI.
- 6.8 Posts/Services covered by the examinations held during the year are given as under:-

Posts/Services covered by the examinations held during the year 2017-18

S.No.	Name of Post/Service
1	Sr. Teacher Gr. II (Secondary Education) Comp. Exam, 2016
2	Sr. Teacher Gr. II (Secondary Education) Comp. Exam, 2011
3	Research Assistant Comp. Exam, 2016
4	Sr. Teacher Gr. II (Special Education) Comp. Exam, 2016



6.9 Candidates debarred from the Commission's examinations

Thirty Five (35) candidates found adopting unfair means in the examinations tests conducted by the Commission were debarred, during the year under report.

B- By the method of Interview only:

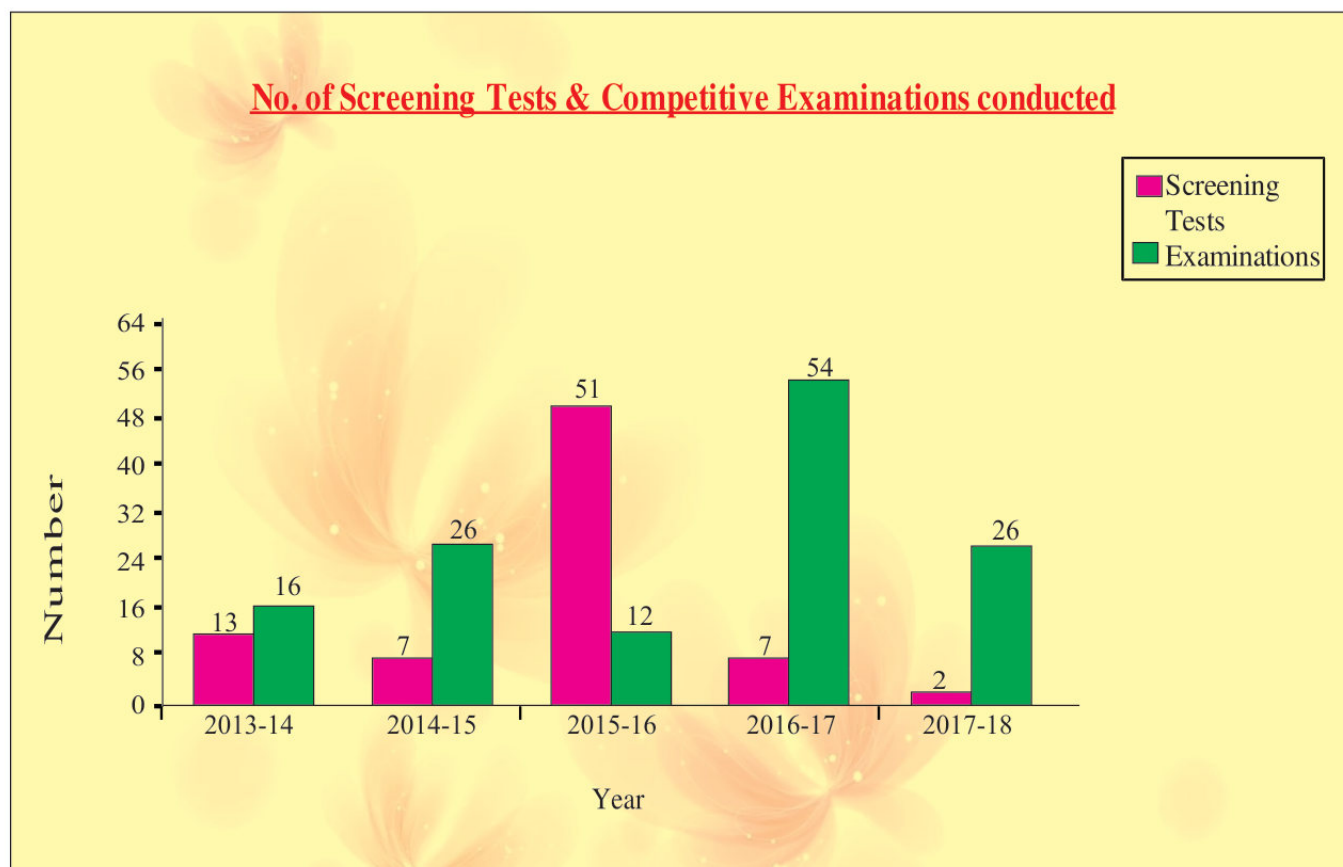
- 6.10 During the year under report, recruitment was completed in respect of 37 requisitions involving 580 posts. The details of selections done relating to the above requisitions as given in Appendix VII-C (Item Number 1 to 37) are summarized in the following table:



Work completed		Number of candidates		
Number of Requisitions	Posts involved	Applied	Interviewed	Selected
37	580	34950	1957	558

- 6.11 During the year under report 29 requisitions involving 227 posts were pending notification at the commencement of the year. 27 requisitions involving 253 posts were received during the year. Thus making a total of 56 requisitions involving 480 posts were pending to be notified received from the Government. Out of which 3 requisitions involving 33 posts were notified during the year. 26 requisitions involving 199 posts were returned to the Government. Hence 25 requisitions involving 246 posts were pending notification at the end of the year.
- 6.12 Statement showing the number of Engineering, Medical, Technical and Non-Technical posts for which requisitions were received during the year 2017-18 is given in Appendix VII-A

- 6.13 Department wise/category wise break-up of requisitions advertised against requisitions received during the year 2017-18 is shown in Appendix VII-B.
- 6.14 A list of posts for which requisitions were cancelled after advertisement but before Interview has been given at Appendix VII-F.
- 6.15 During the period under report, the Commission recommended names of 38 candidates from reserve lists. Details of which are given in Appendix VII-H.
- 6.16 **Screening tests:-** The Commission conducted 02 screening tests for short listing the candidates in respect of 19 posts of various departments. The details of screening tests conducted are given in Appendix VII-E.



- 6.17 List of posts advertised but selections remained incomplete during the year under report has been given in Appendix VII – D.
- 6.18 Details of posts for which no candidate found suitable and no any candidate applied are given in Appendix VII-G and VII-I respectively.
- 6.19 Details of posts for which Interviews were fixed but none of the candidates were present has been given in Appendix VII-J.

- 6.20 **State Eligibility Test for Lectureship (S.E.T.):**-Candidates who qualified in SET Exam, 2012 and SET Exam, 2013, their SET certificate uploaded on RPSC website and authorized E-Mitra/Kiosk in the year 2017-18.

S.No.	Name	No. of Candidates
1	Certificate issued for SET Exam, 2012	6906
2	Certificate issued for SET Exam, 2013	5925

S.No.	Name	Received	Disposed
1	Court Case	1	F.R. sent to legal section on 23.02.2018
2	RTI Application	16	16

VII. REFORMS IN THE RECRUITMENT PROCESS

- 7.1. **Review, Revision and Redrafting of syllabi:-** Review, revision and redrafting of syllabi of various subjects prescribed for various competitive examinations and screening tests conducted by the Commission, have become a regular process. Eminent subject-experts were invited to participate in the workshops/seminars organized by the Commission, for this purpose.
- 7.2. During the year under report, the syllabi for the following categories of the posts/subjects were reviewed or newly framed by the Commission by assigning the work to eminent subject experts :-

S.No.	Name of Department / Post	Reviewed or New Framed
1	Department of Personnel Rajasthan State and Subordinate Services Combined Competitive (Mains) Exam Paper I - General Knowledge & General Studies I Paper II - General Knowledge & General Studies II Paper III - General Knowledge & General Studies III Paper IV - General Hindi & General English	Review/Revision Review/Revision Review/Revision Review/Revision

VIII. RESERVATION FOR SC, ST, OBC, S.B.C., P.D. AND WOMAN CANDIDATES

(a) Recruitment by examination with or without interview :

- 8.1. Reservation of 16, 12, 21 and 1 *per cent* of posts has been fixed for candidates belonging to Scheduled Caste, Scheduled Tribe, Other Backward Class and Special Backward Class respectively (for OBC's w.e.f. 28/09/93) (For SBC's w.e.f. 25/08/2009). 30% reservation of vacancies has been fixed for woman candidates in direct recruitment. Reservation of vacancies for woman candidates is to be adjusted proportionately in the respective category to which they belong and the reservation shall be treated as horizontal (for woman candidates vide Notification dated 7/06/99 w.e.f. 01/04/99). Similarly, 3 *per cent* reservation of vacancies has been fixed for Physically Disabled candidates in direct recruitment, which shall be treated as horizontal and adjusted from among all categories (reservation for Physically Disabled candidates enforced vide Notification dated 22-09-2000).

(b) Recruitment through interview alone :

- 8.2 In case of recruitment through interview alone, the Commission selected and recommended candidates as per details given below:-

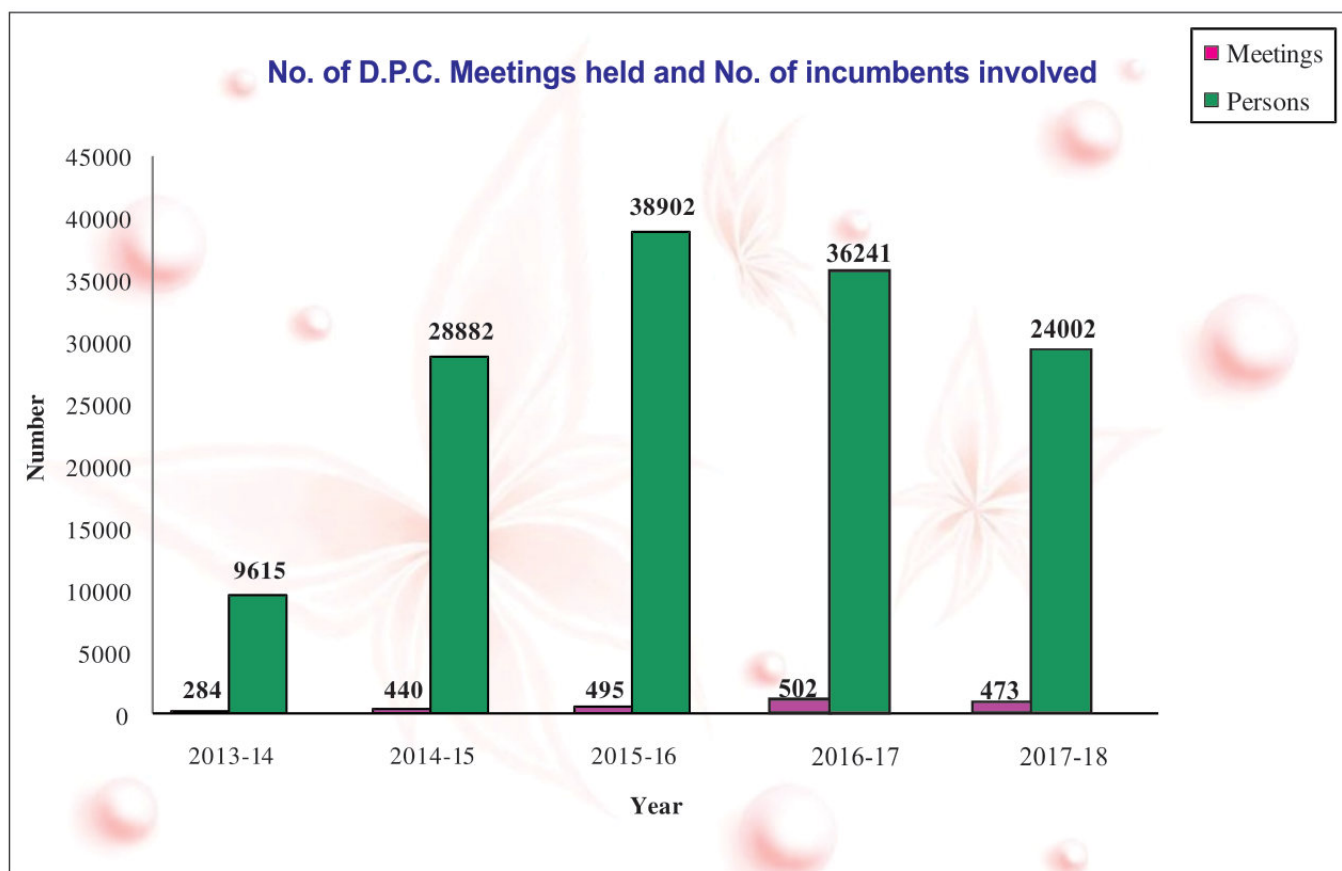
Category	Number of posts reserved							Number of candidates recommended								
	M	F	WD	DV	Ex- service men	(P.D.)		Total	M	F	WD	DV	Ex- service men	(P.D.)		Total
						M	F							M	F	
SC	74	17	1	0	0	34		580	63	28	1	0	0	13		558
ST	57	16	1	0	0				49	25	0	0	0			
OBC	86	18	0	0	0				138	58	0	0	0			
S.B.C.	0	0	0	0	0				4	0	0	0	0			
Gen.	235	67	8	0	0				106	80	5	1	0			
Total :	452	118	10	0	0				360	191	6	1	0			

* P.D. & Woman candidates from among all categories.

- 8.3 Details showing department wise position of Physically Disabled candidates recommended against posts, reserved for them is given in Appendix VIII-A.

IX. DEPARTMENTAL PROMOTION COMMITTEES AND OTHER COMMITTEES

- 9.1. The Commission held meetings of Departmental Promotion Committees on 312 occasions to regularize ad hoc/temporary appointments of posts involving 19830 persons, of which highest number of cases pertained to the Primary & Secondary Education Department (113) and other important Department were Agriculture Department (40) Medical & Health/Ayurved Department (19) Department of Personnel (15) and Finance Department (15).
- 9.2. The meetings of Review Committees were also held on 114 occasions for regularizing 3060 persons, of which highest number of cases pertained to the Primary and Secondary Education Department (51), Finance Department (15) Medical & Health/ Ayurved Department (8) Irrigation (Water Resources) Department (7) Co-Operative Department (6) and Law & Legal Affairs Department (06).
- 9.3. Meetings of Screening Committees were also held on 47 occasions for regularizing 1112 persons.



X. EXTENSION IN THE TERM OF TEMPORARY APPOINTMENTS

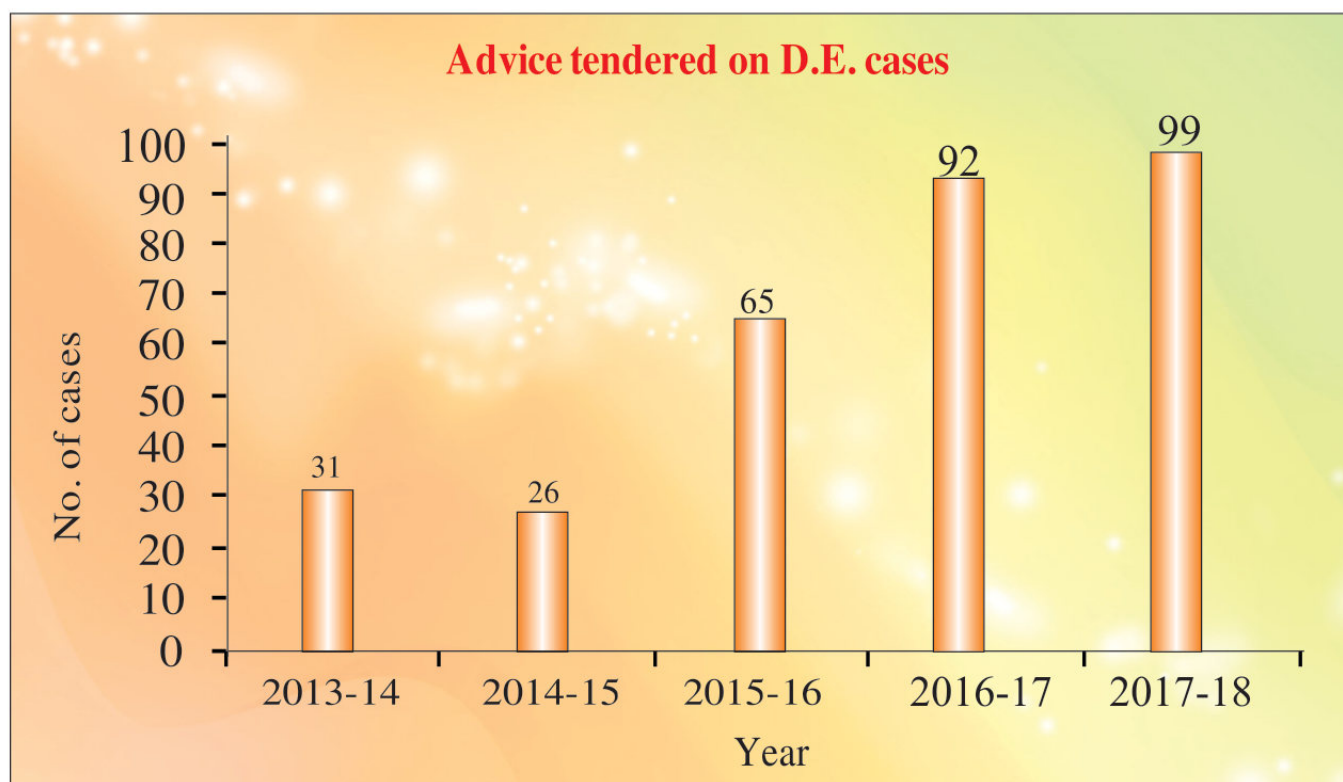
- 10.1. A mention was made in the previous year's report in regard to the cases of *ad hoc*/temporary appointments referred to the Commission for obtaining their concurrence to the extension of their terms to temporary appointments. The Government has also been apprised of the alarming position in regard to the cases of *ad hoc*/temporary appointment lasting over 10 years with the intention that the Government might take expeditious steps for regularizing those cases. The position of *ad hoc*/temporary appointments still remained unchanged. An illustrative list of long outstanding case of such *ad hoc*/temporary appointments has again been mentioned in Appendix IX.
- 10.2 During the period under report, The Commission accorded their concurrence for extension in the terms of Temporary appointments in respect of 748 persons appointed against the posts to be filled by Direct recruitment quota as per the details given in Appendix-XI.
- 10.3 The number of such *ad hoc*/temporary appointees were 844 during the year, while it was 1243 in the previous year. The Government will take appropriate action in order to put a check on such appointments.
- 10.4 During the period under report, The Commission accorded their concurrence for extension in the terms of temporary appointments in respect of 96 persons appointed against the posts to be filled by Promotion quota as per the details given in Appendix-X.
- 10.5 Some of the appointing authorities failed to furnish complete information in the prescribed performa while referring the cases of urgent/temporary appointments to the Commission for obtaining their concurrence. The result is that the Commission had to make a back reference before considering the case for conveying their concurrence. During the year incomplete reference, involving 85 persons appointed against Direct recruitment quota / Promotion quota posts were referred to the Commission. A list there of is available in Appendix-XII.

XI. IRREGULAR APPOINTMENTS

- 11.1 No case of irregular appointment made by the departments was observed by the Commission during the year under report.

XII. DISCIPLINARY CASES AND APPEALS

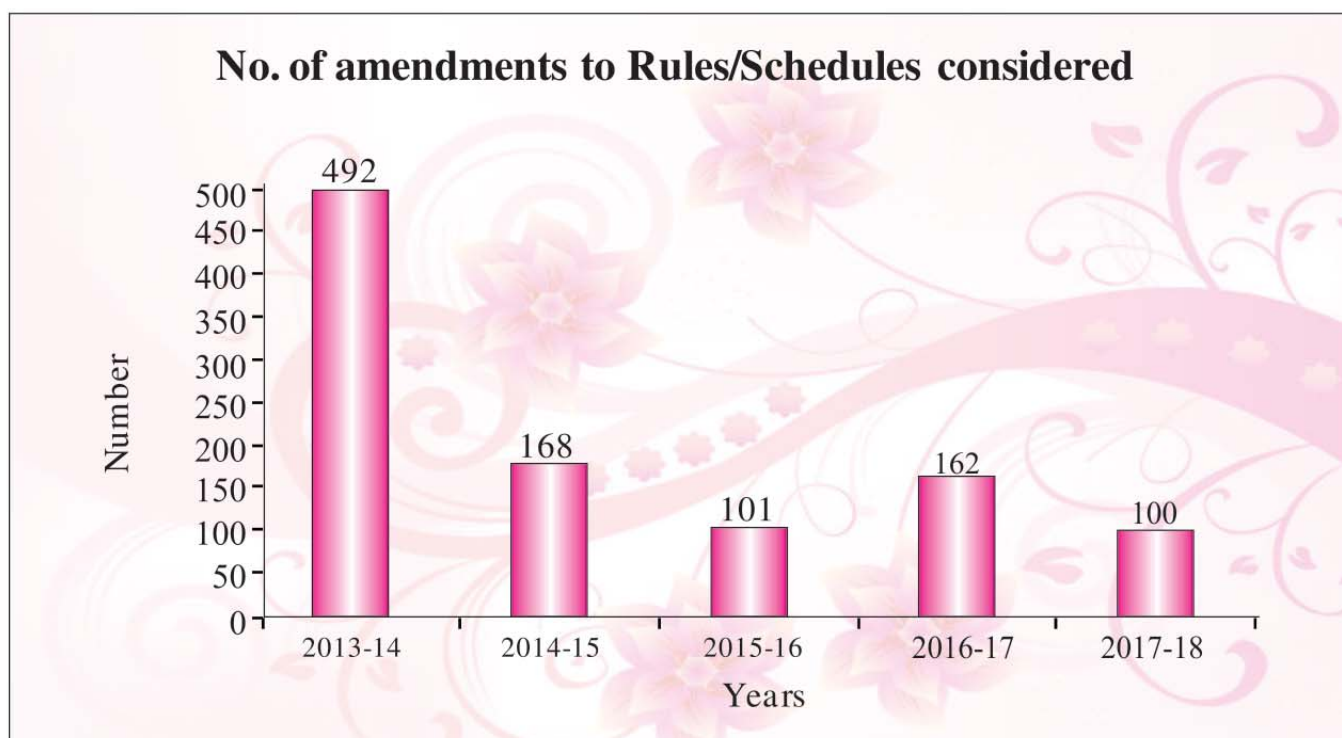
- 12.1. **Disciplinary cases** :-101 cases were pending with the Commission on 01-4-17. During the year under report, the Commission received 80 new cases, making a total of 181 cases; the Commission tendered their advice on 82 cases i.e. on 101 cases received in previous year's and on 17 cases received in the current year.
- 12.2 Out of 101 cases of the previous year's, advice tendered on 82 cases, 07 cases are under query with the Government and 12 cases are under Commissions Consideration.
- 12.3 Out of 80 cases of the current year, advice tendered on 17 cases and 63 cases were under consideration of the Commission.
- 12.4 Hence, total number of cases on which advice tendered by the Commission is $17+82=99$.
- 12.5 During the current year 90 cases except last year 7 cases pending with the Government thus making a total of 82 cases pending with the Commission and 63 cases were under consideration of the Commission.



- 12.6 **Appeal/Review D.E. Cases** :- During the year under report, neither a single case of Review D.E. nor any case of Appeal was received by the Commission.
- 12.7 **Litigations/Writs** :- During the year under report, 2972 cases in addition to 1372 cases of previous years of Civil suits/Complaints/ Writ petitions/appeals/D.B. special appeals/S.L.P. filed in the Civil Courts/High Court/Service Tribunal/Supreme Court/State Consumer Protection Commission/ District Consumer Forum etc. were pending, thus, making a total of 4344 cases. During the period under review, the number of cases decided by the various courts was 947. Thus, in all, 3397 cases were awaiting decision in the various Courts.

XIII. SERVICE RULES

- 13.1 Draft Amendments to **100** Rules / Schedules relating to various Services were referred to the Commission for their concurrence which were conveyed in all Draft Amendments. Details thereof have been given in Appendix-XIII.
- 13.2 During the year under Report the Commission has also examined and dealt with the Draft of **05** New Rules. Details thereof have been given in Appendix- XIV.
- 13.3 During the year under report the Government has promulgated New Service Rules and amendments in 32 Service Rules/Regulations as shown in Appendix-XV.
- 13.4 During the year under Report the Commission dealt Not a single case of Recognition of Degree / Diploma / Certificate etc. was dealt by the Commission Details thereof have been given in Appendix-XVI.
- 13.5 During the year under Report Commission received 2 cases of Compassionate Appointment of Dependents of Deceased Government Servant to the post of Tehsil Revenue Accountant and Jr. Accountant for their concurrence. These cases were examined under the provisions of the Rajasthan Compassionate Appointment of dependants of Deceased Government Servants Rules, 1996 which is under correspondence and reply from concerned departments is still awaited. Details thereof have been given in Appendix-XVII.



XIV. NON – ACCEPTANCE OF COMMISSION'S ADVICE

- 14.1. It is a matter of satisfaction that no case of non-acceptance of Commission's advice by the Government came to the notice of the Commission during the year under report.

XV. MISCELLANEOUS

Visits – Chairmen/Members:-

- 15.1 Shri S.L. Meena and Dr. K.R. Bagaria, Hon'ble Members, RPSC officially visited Punjab PSC, Jammu & Kashmir PSC and Himachal Pradesh PSC from 03-06-2017 to 11-06-2017.
- 15.2 Shri S.L. Meena and Dr.K.R. Bagaria, Hon'ble Members, RPSC visited Goa Public Service Commission to attend the meeting of 20th National Conference of State PSC, from 12.01.2018 to 13.01.2018.
- 15.3 Dr. R.D.Saini, Hon'ble Member, RPSC visited Assam Public Service Commission to discuss on mutual issues with Hon'ble Chairman and Members from 26-10-2017 to 29-10-2017.
- 15.4 Officer/ Staff, Tamil Nadu Public Service Commission visited RPSC on 14.06.2017 to 15.06.2017
- 15.5 Shri Khrupi Sothu, Secretary, Shri T. George Kire, Controller of Examination and Shri Kelhouseto Nakhro, Deputy Secretary, Nagaland Public Service Commission visited RPSC on 11th May, 2017.
- 15.6 Lt. Gen. K Himalay (Retd.), Chairman, Manipur Public Service Commission visited RPSC on 22-06-2017 to 23-06-2017.
- 15.7 Shri P.Paul, IPS (Retd.), Member, Tripura Public Service Commission visited RPSC on 05-07-2017 to 09-07-2017.
- 15.8 Prof. Lopus Mathew, Dr. P. Suresh Kumar and Dr. M.R. Baiju, Kerala Public Service Commission visited RPSC on 04-10-2017 to 05-10-2017.
- 15.9 Dr. Shiv Singh Rathore , Hon'ble Member, and Chairman, RPSC visited Jammu Kashmir Public Service Commission on 27-11-2017 to 28-11-2017.
- 15.10 Dr. M. Rajaram and Dr. P. Krishna kumar , Hon'ble Member Tamil Nadu Public Service Commission visited RPSC on 12-12-2017 to 13-12-2017.
- 15.11 Brig. L.C. Patnaik , Hon'ble Chairman , Odisha Public Service Commission , Cuttack visited RPSC on 05-02-2018.
- 15.12 Shri. D.S. Rajurkar, Hon'ble Member Maharashtra Public Service Commission visited RPSC on 21-02-2018 to 23-02-2018.
- 15.13 Thiru R. Sudan (IAS), Controller of Examination, Thiru. R. Balaji and Thiru. S. Ramamoorthy ,Under Secretary, Tamil Nadu Public Service Commission visited RPSC on 26-03-2018 to 27-03-2018.

- 15.14 **Library:-** The Commission have its own Library enriched with large number of reference books of various subjects, periodicals, magazines, encyclopedia, newspapers etc. for readers, subject- experts, examiners and Commission's staff. Details of these are mentioned as under:-

Available number during the year 2017-18		
1.	Total Books	20874
2.	Number of bound periodicals	7226
3.	Journals	39
4.	General Magazines	30
5.	Newspapers	12
6.	Circulation of Books	17545

- 15.15 **ISO 9001:2008 Certification:**

The Rajasthan Public Service Commission was awarded ISO 9001:2008 for Quality Management on 22-06-2011 by Quest certification (P) Ltd., Accredited by Joint Accreditation System of Australia and New Zealand.

Rajasthan Public Service Commission is the second State P.S.C. in India after Gujarat who got this certificate.

- 15.16 **Implementation - Report of the "Right to Information Act, 2005":-** 1204 applications were pending with the Commission on 01.04.2017 under the "Right to Information Act". During the year under report, 8265 applications were received by them desiring various information, making a total 9469. The Commission disposed off 7341 applications i.e. information provided on 6856 application and 485 applications rejected. Thus, 2128 applications remained pending for decision of the Commission, at the close of the year under report.

- 15.17 **Disposal of Appeals under the "Right to Information Act, 2005":-**

S.No.	Particulars	First Appeal	Second Appeal	Total
1	Pending Appeals of the last year	77	39	116
2	Appeals pertaining to the current year	557	83	640
	Total :	634	122	756
3	Disposal of Appeals during current year	611	110	721
4	Balance of pending Appeals	23	12	35

- 15.18 An amount worth Rs.1,23,159/- was received as fees under “Right to Information Act, 2005”, during the year under report.
- 15.19 During the year under report, under the Nishaktajan act no appeal was pending with the Commission on 01.04.2017 and No appeal was received.
- 15.20 During the year under report no complaint was received.
- 15.21 **Details of I.T. Innovations done during the year**

IT Initiative& Activities 2017-2018 :-

Objective of RPSC towards IT initiatives:

- » Towards Less paper and Transparent services delivery.
- » Process Development and development of One Time Registration Process.

Applications/IT activities :

- » Took On-line Application
- » Conducted 13 On-line Examinations
- » On-Screen Marking/Evaluation for Rajasthan State & Subordinate Services Combined Examination 2016
- » Displayed My Exam My Online Re-View Yes (MEMORY) for 13 Exams
- » Taken On-line Objections for 6 Exams
- » Launched Answer Booklet service for candidates in April 2017
- » Launched OMR Response sheet service for candidates Aug. 2017
- » Developed Intranet Applications for RPSC's official internal use
- » Developed Mobile App for communication with RPSC Officials

Additional Details:

- » Visit to Goa for presenting On-screen Marking System (OSM) at National Conference of PSCs in Jan 2018.
- » Visit to Madhya Pradesh Public Service Commission in Apr. 2017 was made for On-Screen Marking System (OSM) Demonstration.
- » Visit to Goa and Indore to attend Technology Sabha and represent RPSC in Aug. 2017& Feb 2018.

Awards & Recognition to The Commission

S.No.	Year	Name of Award	Institution	Purpose
1	2006	Naitik Samman	Guljari Lal Nanda Foundation	For integrity & objectivity
2	2010	I.S.O. 9001:2008	Quest Certification (P) Ltd.	For efficiency
3	2011	Rajasthan e- Governance Champion Award	Department of IT & C, Govt. of Rajasthan	For online application & fee deposition

4	2012 (15-11-12)	e-India Public Choice Award	e-lets India	For online application (under Govt. to citizen category)
5	2013 (11-02-13)	National e-Governance Gold Award	Department of Administrative Reforms, Govt. of India	For best Government Portal of India
6	2013	FIPS Award (Financial Inclusion & Payment System)	e-lets India	Best project for alternative payment system for candidates.
7	2014 (14-03-14)	Secure IT Award		For Online Secure Payment System for candidates
8	2014 (10-06-14)	Cloud Gov 2014 award		For Exam Centre Reporting App for Best In-house Innovation
9	2014 (07-08-14)	Finalist in Manthan Award 2014 award		For Online Project for e-Governance Initiatives on 07.08.2014 at Pune
10	2015 (13-03-15)	Secure IT Award		For Online Objection Portal for Best Portal for e-governance at New Delhi
11	2015	Award given for MEMORY (My Exam My Online Re-view Yes) Application at New Delhi	e-lets India	Innovative use of Information and Communication Technology (ICT)
12	2015	Order of Merit Award give by Skoch for MEMORY application at New Delhi	Skoch	India's Best Project for 2015 in Smart Governance
13	2016	RPSC awarded Smart Governance Initiative (SGI) award 2016 for On- Screen Marking Application at New Delhi	E-lets India	Smart Governance Initiative for On-Screen Marking Application
14	2017	RPSC Recognized as Finalist in Manthan Awards 2016-17 at Faridabad, Haryana	Manthan	Best use of Technology for Government & Citizen Engagement

XVI. ACKNOWLEDGEMENT

- 16.1. The Commission acknowledges the support and co-operation extended by the State Government, Heads of Departments, District Collectors, Regional /District Employment Officers and other Organizations of the State Government to the Commission in the discharge of their functions.
- 16.2. The Commission will like to place on record its appreciation to the Staff and the authorities of the educational institutions for extending help and co-operation to the Commission in conducting various examinations.
- 16.3. The Commission also recorded their appreciation for the devoted and efficient services rendered by their officers and staff.

XVII. A review of performance of the candidates in the Rajasthan State & Subordinate Services Combined Competitive Examination, 2016.

This examination was conducted to make recruitment for 725 posts of State, Allied and Subordinate Services. The posts were advertised on 28.04.2016 for which last date of receipt of applications was fixed on 25.06.2016.

Preliminary examination was conducted on 28.08.2016 at 1224 centers (at all 33 District Headquarters). Result of Preliminary Examination was declared on 15.09.2016 & 01.12.2016.

Main Written Examination was fixed from 27.03.2017 to 28.03.2017. Result of Main (Written) Examination was declared on 25.06.2017 and interviews of qualified candidates were held from 02.08.2017 to 17.10.2017.

After interviewing the candidates, final result was declared 17.10.2017. Recommendations of 1659 selected candidates were sent to the Government on 17.01.2018, 15.02.2018 & 14.03.2018.

Information regarding this examination is given in the following table at a glance :-

S.No.	Item	Total	General		Reserved posts							
			M	F	SC		ST		OBC		SBC	
					M	F	M	F	M	F	M	F
1	Number of posts advertised	725	269	104	84	28	74	26	104	36	0	0
(A)	State Services	334	115	49	44	13	31	14	51	17	0	0
(B)	Subordinate Services	391	154	55	40	15	43	12	53	19	0	0
	Total :	725	269	104	84	28	74	26	104	36	0	0
2	Applicants and admitted to Preliminary Examination	287755	74599	35528	59831	22323	44778	17236	97500	43353	11047	2463
3	Appeared in the Preliminary Examination	303661	50917	24606	45673	15758	33606	12223	77491	32272	9238	1877
4	Declared successful and admitted to Main Exam.	15636	3798	1429	1287	434	1132	401	5170	1454	412	119

5	Appeared in the Main Exam.	12948	3113	1231	1127	375	1022	360	4114	1146	356	104
6	Qualified for interview	1800	504	247	172	57	151	54	496	118	1	0
7	Called for interview (By Court's order)	-	-	-	-	-	-	-	-	-	-	-
8	Interviewed	1727	477	239	167	55	144	51	479	115	0	0
9	Recommended to the Government	1659	457	233	163	54	141	50	450	111	0	0
10	Result withheld	-	-	-	-	-	-	-	-	-	-	-

The study is related to the candidates interviewed and finally recommended to the Government. It is based on the information furnished by them in their applications with regard to the academic attainments, experience etc. and their performance in the examination.

District wise distribution of recommended candidates

S. No.	District	Gen.		OBC		SBC		SC		ST		Grand Total		
		M	F	M	F	M	F	M	F	M	F	M	F	Total
1.	Ajmer	10	8	5	2	1	-	3	2	-	-	19	12	31
2.	Alwar	28	10	28	7	3	-	13	7	8	3	80	27	107
3.	Banswara	5	4	7	1	1	-	-	1	9	3	22	9	31
4.	Baran	2	2	1	-	1	-	-	-	1	-	5	2	7
5.	Barmer	10	1	32	1	1	-	9	-	-	-	52	2	54
6.	Bharatpur	28	5	2	1	1	1	8	3	2	1	41	11	52
7.	Bhilwara	3	3	3	1	-	-	2	1	-	1	8	6	14
8.	Bikaner	13	10	20	5	-	-	2	-	-	-	35	15	50
9.	Bundi	3	2	2	2	-	-	1	-	-	1	6	5	11
10.	Chittorgarh	3	1	1	-	-	1	2	1	-	-	6	3	9
11.	Churu	5	6	23	6	1	-	-	-	-	-	29	12	41
12.	Dausa	11	3	3	1	4	-	3	-	24	7	45	11	56
13.	Dholpur	8	1	1	-	2	-	1	2	1	2	13	5	18
14.	Dungarpur	9	-	2	-	-	-	-	-	5	4	16	4	20
15.	Hanumangarh	5	8	12	8	-	-	5	1	-	-	22	17	39
16.	Jaipur	73	59	48	16	8	2	34	19	28	12	191	108	299
17.	Jaisalmer	3	-	7	-	-	-	6	-	-	-	16	-	16
18.	Jalore	6	-	18	-	1	-	4	-	-	-	29	-	29
9.	Jhalawar	2	1	-	-	-	-	-	-	-	-	2	1	3
20.	Jhunjhunun	6	8	34	12	4	1	12	-	2	1	68	22	90
21.	Jodhpur	31	8	40	11	2	-	12	6	-	-	85	25	110
22.	Karauli	10	6	2	2	1	1	2	1	28	4	43	14	57

23.	Kota	3	5	2	1	-	-	-	1	1	1	6	8	14
24.	Nagaur	15	7	49	7	1	-	5	1	-	-	70	15	85
25.	Pali	12	6	11	2	-	1	6	1	-	-	29	10	39
26.	Rajsamand	1	-	2	1	-	-	1	-	-	-	4	1	5
27.	S.Madhopur	20	3	1	-	-	-	2	-	22	4	45	7	52
28.	Sri Ganganagar	11	10	15	7	-	-	4	1	-	-	30	18	48
29.	Sikar	19	6	41	10	1	-	18	3	2	2	81	21	102
30.	Sirohi	2	-	2	2	-	-	-	-	-	-	4	2	6
31.	Tonk	7	2	2	1	-	-	3	2	1	2	13	7	20
32.	Udaipur	11	9	-	1	-	-	5	1	2	2	18	13	31
33.	Pratapgarh	-	1	1	-	-	-	-	-	4	-	5	1	6
	Total	385	195	417	108	33	7	163	54	140	50	1138	414	1552

Other States

S.No.	Name of State	M	F	Total
1.	Uttar Pradesh	20	8	28
2.	Bihar	10	3	13
3.	Haryana	27	12	39
4.	Madhya Pradesh	5	3	8
5.	Delhi	6	3	9
6.	Punjab	1	4	5
7.	Uttarakhand	1	1	2
8.	Gujrat	1	-	1
9.	Maharashtra	1	-	1
10.	Jammu & Kashmir	-	1	1
	Total	72	35	107

Out of 1659 recommended candidates (including 107 candidates outside the State), the districts that provided more than 50 per cent candidates were Jaipur, Jodhpur, Alwar, Sikar, Jhunjhunu, Nagaur, Karauli. The Jaipur district provided the highest i.e. 18.02 per cent.

The above table further reveals that out of 217 (163 Male+54 Female) SC candidates recommended as many as 24.42 per cent belonged to Jaipur district and out of 190 (140 Male + 50 Female), ST candidates recommended, as many as 21.05 per cent belonged to Jaipur district.

The districts like Chittorgarh, Pratapgarh, Rajsamand, Sirohi and Udaipur which are dominant in ST's population, were either totally unrepresented or provided one or two candidates. However from other ST dominant district such as Dungarpur and Banswara there is some representation of ST's.

Further analysis of the castewise distribution in the selection to key State Services reveals that amongst SC's nearly 87.15% representation was from the Balai, Khatik, Meghwal, Regar, Chamar, Bairwa & Jatav. However, in case of ST majority of the candidates (90.52%) belonged to Meena community.

This observation is permanent feature and is a result of non-participation by rest of the castes amongst SCs

and STs. This is due to their socio-economic backwardness, which continued to be the greatest hindrance in their educational and other attainments. These observations have been pointed out in earlier reviews also. It is, therefore again recommended that some integrated approach be planned out to bridge up such disparities.

Position of woman candidates in the selection :- Total 449 women candidates (including 227 General, 54 SC, 50 ST, 111 OBC, 7 SBC) were also recommended. The following table shows category wise position of selection of woman candidates against the posts reserved for them :-

Category	Number of posts reserved for woman candidates	Number of woman candidates recommended
Gen.	104	227
S.C.	28	54
S.T.	26	50
O.B.C.	36	111
S.B.C.	0	7
Total	194	449

University wise classification :-The table below reveals that out of 1659 candidates recommended 1305 (78.66%) were graduates of various Universities of the Rajasthan the highest i.e. 32.36% graduates were from the University of Rajasthan alone. Among the recommended candidates 354 (21.34 %) candidates obtained their Graduation degree from various Universities of other States.

S.No.	Name of the University	Division			Total
		I	II	III	
1	University of Rajasthan, Jaipur	407	126	4	537
2	M.D.S. University, Ajmer	91	75	5	171
3	J.N.V. University, Jodhpur	83	55	5	143
4	M.L.S. University, Udaipur	29	29	-	58
5	Rajasthan Agricultural University, Bikaner	10	-	-	10
6	Vansthali Vidya Peeth	7	-	-	7
7	Sanskrit Vishvavidyalay	3	2	-	5
8	Bikaner University	63	26	1	90
9	M.P.U.A.T. Udaipur	7	2	-	9
10	Kota University, Kota	23	9	-	32
11	M.N.I.T. Jaipur	47	1	-	48
12	B.I.T.S. Pilani	7	3	-	10
13	R.U.H.S. Jaipur	26	4	-	30
14	R.T.U. Kota	148	7	-	155
Total: (Rajasthan)		951	339	15	1305
Universities out of Rajasthan		247	98	9	354
Grand Total :		1198	437	24	1659

Educational status :- From among 1659 recommended candidates, 1251, 389 and 19 were having first, second and third division respectively at their graduation level. The candidates having good academic record at schooling, maintained their standard.

Further analysis of educational status of these candidates reveals that as many as 824 (49.67%) were post-graduates. Comparative performance of the candidates having Graduation Degree and those having additional P.G. Degree, is shown in the following table :-

Candidates having Graduation Degree

Division	I	II	III	Total
Number of candidates	1251	389	19	1659

Candidates having Post-Graduation Degree with performance in Graduation

Performance in Graduation		Performance in Post-Graduation		
Division	Number	I	II	III
I	590	408	182	-
II	223	56	157	10
III	11	-	7	4
Total :	824	464	346	14

Some of the candidates were also having extra qualifications at their credit as mentioned below :-

S.No.		Number
1	M.B.B.S./B.D.S.	2
2	LL.B./LL.M.	17
3	Ph.D.	29
4	M.Phil.	33
5	B.Ed.	345
6	M.Ed.	1
7	M.B.A.	14
8	SLET/NET/JRF	265
9	Diploma Courses	32
10	C.A./C.A.S./ICWA	6

Change of faculty :- Change of faculty i.e. switching over from one faculty to another, after Graduation (i.e. at Post-Graduation level) has also been observed in some of the candidates. The details are as follows :-

S.No.	Change of Faculty	Number of candidates
1.	Science Graduates switched over to M.A.	114
2.	Commerce Graduates switched over to M.A.	8
3.	Arts Graduates switched over to M.Sc. (Comp./I.T.)	0
4.	B.E./B.Tech. switched over to M.A.	44

Whatever might have been the reason of such switch over from one faculty to another, but this has certainly put them in an advantageous position in having a larger spectrum of subjects to choose their optional subjects.

Rural/Urban background :- It is difficult to classify rural/urban background of the candidates and to have a clear cut classification. Thus, the place of schooling has been the criteria of such classification. Keeping this fact in view, it has been observed that out of 1659 recommended candidate 1172 (70.64%) were those, who were having urban and 487 (29.36%) rural background.

The Divisional Headquarters, having educational institutions of long standing, repute and equipped with better infrastructure have contributed largely towards the better performance in this examination.

Employment status :- Out of 1659 recommended candidates, as many as 940 (56.66%) were already in service, in one capacity or the other in Government or private organizations and 719 (43.34 %) were unemployed fresh candidates. It reveals that experience has played an important role in the selections.

Contribution of age factor :- Age factor also continues to play a positive role in the performance of the candidates. Nearly 84.21% candidates were in the age group of 21 to 33 years.

Age group (years)	Number of candidates	Percentage
21-25	504	30.38
26-30	681	41.05
31-33	212	12.78
34-40	216	13.02
41-45	38	02.29
46-50	8	00.48
Total:	1659	100.00

APPENDICES

APPENDIX I

Functions of the Commission

The functions exercised by the Rajasthan Public Service Commission are laid down in Article 320 of the Constitution of India.

The Public Service Commission shall be consulted:-

- (a) On all matters relating to methods of recruitment to civil services and for civil posts;
- (b) On the principles to be followed in making appointments to civil service and posts and in making promotions and transfers from one service to another and on the suitability of candidates for such appointments, promotions or transfers;
- (c) On all disciplinary matters affecting a person serving under State Government in civil capacity, including memorials or petitions relating to such matters;
- (d) On any claim by or in respect of a person who is serving or has served under the State Government, in a civil capacity that any costs incurred by him in defending legal proceeding instituted against him in respect of acts done or purporting to be done in the execution of his duty should be paid out of the Consolidated Fund of the State;
- (e) On any claim for the award of a pension in respect of injuries sustained by a person while serving under the State Government in a civil capacity and any question as to the amount of any such award; and
- (f) Any other matter referred to them by the Government.

It shall not be necessary for the Commission to be consulted in matters relating to methods of recruitment to Civil Services and Posts, or the principles to be followed in making appointments to such posts, or the suitability of the candidates for such appointments :-

Unless otherwise provided in the relevant Service Rules for recruitment to any post in a Service, when the appointment is to be made to any post -

- 1 in Ministerial Service, or
- 2 in Subordinate Service or State Service whether technical or non-technical starting with an initial Grade Pay of "Rs. 3600/- or less per month" as per R.P.S.C. (Limitation of Functions) Regulations, 1951.

APPENDIX II

Profiles of Honourable Chairman and Honourable Members of the Commission

1. Dr. Radhey Shyam Garg, - Date Of Birth: 2nd of May 1956

» **Educational Qualification :** MBBS, MS, (FAIS) From RNT Medical College in 1982

» **Profession:**

Run his own Surgical Hospital at Dholpur Renowned as Mayuri Surgical Hospital

» **Patron:**

(i) Dholpur Jila Agrawal Mahasamiti, Dholpur

(ii) Muktidham Sewa Samiti, Dholpur

» **President/Chairperson:**

♦ Jila Sanghchhalak RSS, Dholpur From 1997 to be Continued

♦ Chairperson Indian Red Cross Society

♦ Jila Football Sangh, Dholpur

♦ Seth Ninuaram Chariatable Society, Dholpur

» **Secretary:**

Seth Ninuaram Chariatable Society, Dholpur

» **Member:**

♦ Life Member of Association of Surgeon of India

♦ Life Member of Association of Gastroendo Surgeon

♦ Life Member of Indian Medical Association

♦ Life Member of Association of Gastroenterology (Raj Chapter)

» **Past Assignment:**

♦ President of Bal Kalyaan Samiti Dholpur

♦ President of Dholpur Jila Agrawal Mahasamiti, Dholpur

♦ Secretary Indian Red Cross Society From 1997 to 2013

♦ Nagar Sanghchhalak 1995 to 1997

» **Other Activities:**

♦ Runs his own Special Child School from 2000 Renowned as "Mayuri Special School Dholpur" having 70 special Childs with 8 skilled Professionals and 6 unskilled staff members.

♦ Every year organize Eye Camp from 1992 to 2005.

♦ Every year organize Camp for Physically Handy capped from year 2000 in co-operation with Samaj Kalyan Vibhag Dholpur.

Joined as Hon'ble Chariman, Rajasthan Public Service Commission on dated 18-12-2017 (A/N).

2. Dr. R.D. Saini- Date Of Birth: 13th of April 1957

» **Educational Qualification : (M.A.Hindi , Ph.D)**

- ◆ Dr. R.D. Saini was born on 13th April, 1957 at Pilani, Distt. Jhunjhunu, Rajasthan. He did his schooling from B.H.S (Birla higher secondary, School) Pilani. Then he enrolled himself in University of Rajasthan, Jaipur and completed B.A.(Hons.) M.A.(Hindi Lit.) & Ph.D. With determination and enthusiasm towards his study. He qualified all the exams with first division.
- ◆ Dr. Saini taught in various colleges for almost 18 years. During this period he served Chirawa College, Chirawa as Principal and as Director of Mohta Institute of Folklore Research, Sadulpur, Rajasthan for around six years where many research projects were executed in his direction.
- ◆ Dr. Saini worked in Rajasthan Hindi Granth Academy as Director since April 2000 to June 2013. During this period around 190 books of higher education were prepared by scholars in his direction which are prescribed in the syllabus of many Indian Universities.
- ◆ Basically he is an Author. His books like **Katha Shuru Hoti Hai, Gun Raha Hai Gaav, Suchna ka Adhikar, Puchiye Kitna Kharch Hua Hai, Ghoshna Patra Ki Kasauti Par Sarkar, Bachche Ki Hatheli Par** and **My dear Dog : Olive** are appreciated by the large number of readers.

» **Member :**

- 1) Sanchalan Samiti, Scientific and Technical Terminology Commission (H.R.D. Ministry, Govt. Of India) - 14 Years.
- 2) Rajasthan Swarn Jayanti Prakashan Samiti - (4 years 6 months)
- 3) Rajasthan Rajya Pustkalaya Vikas Samiti - (3 Years)
- 4) Mudran Samiti, V.M. Kota Open University - (3 Years)
- 5) Samahroh Samiti, Rajasthan Sahitya Academy, Udaipur - (3 Years)
- 6) Syllabus framing Committee of Subject of Rajasthani Language. Literature and History, University of Rajasthan.

Joined as Hon'ble Member, Rajasthan Public Service Commission on dated 18-06-2013 (A/N)

Worked as Hon'ble Chairman (officiating) from 23-09-2014 to 09-08-2015.

3. Shri Surjeet Lal Meena, OSD (Retd).- Date Of Birth: 05th of June 1959

» **Educational Qualification : M.A. (Economics)**

» **Experience :**

- ◆ **1985** - Joined as a District Statistical Officer in Statistical Department of Rajasthan.
- ◆ **1990-1993** - Project Economist In DRDA, Sawai Madhopur/Tonk.
- ◆ **1993-94** - Chief Planning Officer, Sawai Madhopur.
- ◆ **1994** - District Project Officer, Nehru Rojgar Yojna, Jaipur.
- ◆ **1994-1999** - Project Manager, The Rajasthan SC/ST Finance & Development Corporation, Dholpur/ Karauli/Sawai Madhopur.

- ◆ **1999-2000** - District Project Officer, Swarna Jyanti Shahari Rojgar Yojna, Jaipur
- ◆ **2000-2002** - District Project Manager, District Poverty Initiatives Project (D.P.I.P.), Dholpur
- ◆ **2002-2010** - Deputy Director/Joint Director (Schedule Caste Sub Plan) Social Justice & Empowerment Department, Jaipur.
- ◆ **2010-2013** - Deputy Secretary (District Planning) Panchayati Raj Department, Jaipur.
- ◆ **2013** - Director, Directorate of Economics & Statistics (OSD), Disaster Management & Relief Department, Jaipur.

Joined as Hon'ble Member, Rajasthan Public Service Commission on dated 18-06-2013 (A/N)

4. Dr. K.R. BAGARIA :- Date Of Birth: 01st of Sept. 1963

» **Educational Qualification:**

- ◆ B.Com. in 1986, from **Govt. College Ajmer**.
- ◆ **CA** in 1990, from **The Institute of Chartered Accountants of India, New Delhi**.
- ◆ Ph.D. in 2012 from **Department of E.A.F.M. University of Rajasthan**.

» **Area of specialization :-** Finance, Accounts, Auditing, Management and Technical Education.

» **Experience –**

(A) Administrative Experience :

- ◆ Worked as a Chartered Accountant in the corporate sector at New Delhi (1990-2000).
- ◆ Member Governing Board, **Gramothan Vidyapeeth, Nagaur (Raj.)** (1992).
- ◆ Director, **Swami Keshvanand Institute of Technology, Management & Gramoghan (SKIT)**, Jagatpura, Jaipur (2000-2010).
- ◆ Govt. nominee, in the Committee, which processed setting up of the Rajasthan Technical University, Kota (2003-2004).
- ◆ Founder member, SKIT-Infosys, a body constituted for the benefit of engineers (2006-2012).
- ◆ Founder member, Toastmasters Club at **SKIT** and **VIT** under the auspice of Toastmasters International, California (2007-2012).
- ◆ Member Confederation of Indian Industries/CII (2007-2012).
- ◆ Vice-Chairman, **Vivekanand Institute of Technology** (2008-2012).
- ◆ Member **National Entrepreneurship Network**, Bangalore since 2010.
- ◆ Member of Centralized Admission Coordination Committee (CACC) of Govt. of Rajasthan for RPET (2010-2013).
- ◆ Vice-Chairman, **Vivekanand Global University** Jaipur (2012-2013).

(B) Academic Experience :

- ◆ Member, Academic Council, **Swami Keshvanand Institute of Technology** (2000-2012).
- ◆ Chief Editor "SKIT Times", a quarterly communique of the **Swami Keshvanand Institute of Technology**, Jaipur.

- ◆ Chief Editor '**Vivek**,' a quarterly communique of the Vivekanand Institute of Technology, Jaipur.
- ◆ Member Academic Council, VIT University, Jaipur (2012-2013).
- ◆ **Seminars & Conferences** : Organised/Coordinated/Participated in the following Seminars/Conferences:-
- ◆ Seminar on "**Contemporary HR Challenges**" at SKIT, Jaipur (**May 16, 2009**) at Jaipur.
- ◆ National Seminar on "**Entrepreneurship – Ways and Means**" at SKIT, Jaipur, (**Nov.13-14, 2009**).
- ◆ National Seminar on "**Paradigms in Library & Information Sector**" on 21st Feb' 2010 at VIT, Jaipur.
- ◆ All India Seminar on **Noise Pollution** on 6th & 7th March, 2010 at VIT, Jaipur.
- ◆ National Workshop on **Microwave Integrated Circuits** on 24th Sep' 2010 at Jaipur.
- ◆ National Conference on "**Micro and Nano Electronic Systems and Devices-2011**" on 11th-12th March, 2011 at Jaipur.
- ◆ Seminar on **Disaster Management** on 29th of April 2011 at VIT, Jaipur.
- ◆ National Seminar on Management (NSM'11) "**India 2020: Management Processes and Practices**" on 30th April 2011 at Jaipur.
- ◆ National Level Workshop on **Ethical Hacking** named as "**ETICO**" on 5 & 6 May, 2011 at Jaipur.
- ◆ National Seminar on "**New Vistas Building Construction Technologies**" organized on 23th -24th July, 2011 at Jaipur.
- ◆ International Conference in English Language, in Collaboration with English Language Teachers Association of India, (ELT@I) with the support of Regional English Language Office, (RELO), US Embassy, New Delhi, on the theme "**Embracing Global English**" on 4th-5th November, 2011 at VIT, Jaipur.
- ◆ National Conference on "**Computational and Mathematical Science**" (**COMPUTATIA-2012**), on 28th -29th January, 2012 at Jaipur.
- ◆ National Conference on "**Recent Advancements in Power System Engineering**" (**RAPSE-2012**), on 4th-5th February, 2012 at Jaipur.
- ◆ National seminar on Management (NSM'12), "**Green Management for Business Competitiveness**" on February 17th-18th, 2012 at Jaipur.
- ◆ National Conference on "**Innovations in Micro-electronics, Signal Processing and Communication Technologies**" (**V-IMPACT-2012**) on 18th-19th February, 2012 at Jaipur.
- ◆ Symposium on "**Urban Water Management**" in Collaboration with **IWWA** on 25th February 2012 at Jaipur.
- ◆ National Conference on "**Energy Efficient System Design and Manufacturing**" organized on 30th -31st March, 2012 at Jaipur.
- ◆ National Seminar on "**Conjunctive Use of Water Resources in Rajasthan**" (**Water IMPACT-2012**) on 28th April, 2012 at Jaipur.
- ◆ Workshop on Opportunity Evaluation organized by **Entrepreneurship Development cell (EDC)**, VIT Campus on 27 Oct' 2012 at Jaipur.
- ◆ National Conference on "**Emerging Technologies in Computer Engineering**" (3rd Nov., 2012) at Jaipur.
- ◆ National Level Workshop on "**Entrepreneurship Development Programme**" from 21st-23rd Jan, 2013 at Jaipur.

- ◆ Participated in many seminar/workshop held by **All India Council For Technical Education (AICTE), Ministry of Human Resource Department Govt. of India**, New Delhi.
- ◆ Visited many renowned **National Institutes of Technology (NITs)** & Universities of different parts of The Country.

» **Papers Published:-**

- ◆ Trend analysis of working capital & sales of Indian farmers fertilizer cooperative limited, Published in Economic Administration Review, Dec. 2011.
- ◆ Trend analysis of current assets & current liabilities of Indian farmers fertilizer cooperative limited, Published in Economic Administration Review, Dec. 2012.

» **Papers presented :**

- ◆ Presented Paper on “**BUSINESS & ETHICS**” in the seminar “**Entrepreneurship Means & Ways**” (Nov, 2009).
- ◆ Presented Paper on “**HR PRACTICES IN MULTICULTURALISM**” during the seminar “**Global Work force**” (April, 2010).
- ◆ Presented paper on “**Environment Accounting**” in the seminar NSM, 2012.
- ◆ Presented paper on “Impact of Customer Centric Initiatives by Insurance Companies” in the National Seminar “**Service Management: Opportunities & Challenges**”.
- ◆ Presented Paper on “Impact of Unethical Practices followed by Companies while preparing financial statements with reference to the role of Auditors (A study of Recent Financial Mishaps in Different Industries across the Globe) during **The National Seminar India 2020: Management Processes and practices**.”

» **Talks Delivered :**

- ◆ Delivered talks on Entrepreneurship Week in 2008, 2011 and 2012.
- ◆ Delivered talks on Micro-Finance during E-Week 2011 at Jaipur.
- ◆ Delivered talks during the E-Summit on “Innovating the SMEs’ on Sept. 15, 2012 at Jaipur.

» **Awards :**

- ◆ Awarded “**MTC Global Entrepreneur of the year 2012**” by Management Teachers Consortium Global, Bangalore.
- ◆ Felicitated by Akshay Patra Jaipur for Social Services.

Joined as Hon'ble Member, Rajasthan Public Service Commission, Ajmer on 18.06.2013 (A/N)

5. Dr. Shiv Singh Rathore - Date Of Birth: 10th of Feb 1972

If innovation is a mindset, it has to be cultivated with a systematic educational approach. This is quite evident with the way Dr. Shiv Singh Rathore has built up to his current position of expertise.

» **Qualifications :**

Dr. Shiv Singh Rathore completed his M.Sc. in Geology from Jai Narain Vyas University, Jodhpur. First in his

class and a **Gold Medalist in M.Sc**, he then moved on to his Research work. Not one to shy away from substantial subjects, his research was based on “**Hydro Geotourism and the burning problem of rising ground water level of Jodhpur city, Rajasthan, India**”. His scholarly performance and outstanding approach towards his research subject, earned him a **Ph.D. degree** from Jai Narain Vyas University, Jodhpur.

His Erudite Research Work has been awarded Marwar Ratan. Not only this his concept of Hydrogeotourism was **honoured by District Administration, Govt. of Rajasthan** with Appreciation Certificate on Independence Day. His research and hydrogeotourism concept was **also honoured with Gold Medal** on Veer Durgadas Jayanti.

» **Research Work :**

Dr. Singh has made a thorough study of natural and traditional water bodies of Jodhpur city. He initiated for the very first time - the classification of Jodhpur's water bodies based on their origin, size, and characteristics amongst other discernible traits. He is credited with the very coinage of the term **hydrogeotourism in the world**.

Dr. Singh has studied various geotourism sites, geomorphites, geosites, and geoparks on an international level and concurrent with the modified Knapic et al., 2009, USA scale. He found that water bodies of Rajasthan are the most suitable as hydrogeotourism sites.

“Hydrogeotourism refers to tourism that sustains or enhances the geological and geographical character of the water impounding place or structures being visited, including its scientific educational value, environment, culture, aesthetics, heritage and well-being of its residents. Hydrogeotourists are conscious of the environment and inclined to seek culture and unique experiences when they travel to water impounding places or structures of any area.”

This is a new segment in tourism. As such, it has a vast and untapped potential to be promoted as an extended subcategory of educational or ecotourism or destination events or royal wedding and social gathering tourism. This endeavour can directly help in :-

- ♦ The growth of tourism
- ♦ Restoration of the world famous royal heritage of Rajasthan
- ♦ Most importantly, it can help save water from contamination. The pollution level in most of these water bodies is extremely high and steadily rising. The hydrogeotourism approach will make the society more conscious towards these water bodies. Hence, it will be directly responsible for the potential increase of safe drinking water for our societies.

» **Research Achievement :**

- ♦ To solve the burning problem pertaining to critical ground water rising level and its adverse effects on the people and property of the Jodhpur city.
- ♦ Documentation and classification of water impounding structures of the Jodhpur city and their implication to hydrogeotourism and geoheritage sites.
- ♦ Reporting of heavy metals from surface and ground water of the Jodhpur city and their health hazards.

» **Research Award :**

- ♦ Marwar Ratan for the year 2015 was given to Dr Shiv Singh's outstanding research work.

- ◆ Dr. Rathore's Ph.D. and his concept of Hydrogeotourism was honoured by District Administration, Govt. of Rajasthan with Appreciation Certificate on Independence Day.
- ◆ Dr. Rathore's research and hydrogeotourism concept was also honoured with Gold Medal on Veer Durgadas Jayanti.
- ◆ Dr. Rathore's research work on rich royal heritage & water impounding structures was also honoured by "Kaivay Appreciation Certificate".

» **List of Publications :**

- ◆ **Rathore S.S.**, Mathur S.C. 2014. Journey of the Jodhpur city through water bodies and heritage, 84th Annual Session of The **National Academy of Science (NASI)**, JNV University, Jodhpur (4 to 6 Dec., 2014).
- ◆ **Rathore S.S.**, Mathur S.C. 2014. Symposium on Jodhpur – The Gateway of The Thar Desert : Opportunities and Challenges, 84th Annual Session of The National Academy of Science (NASI), JNV University, Jodhpur (4 to 6 Dec., 2014).
- ◆ **Rathore S.S.**, Mathur S.C. 2014. Journey of Jodhpur city since its foundation through Water Impounding Structures, **Indian Science Congress**.
- ◆ Mathur, S.C.; **Rathore, S.S.** and Rathore, P.S. Rising ground water problem of the Jodhpur city: causes and Remedies. **International Journal of tourism and Geosites**, Uni. Oredea, **Romania** (In press).
- ◆ Mathur, S.C.; **Rathore, S.S.** and Rathore, P.S. Water Impounding structures of the Jodhpur city: A hydrogeotourism implication. **International Journal of tourism and Geosites**, Uni. Oredea, **Romania** (In press).
- ◆ Sharma Purnima, **Rathore, S.S.**, Rai V, Rathore, P.S. and Mathur, S.C. Assessment of geoenvironment on water quality: A case study of **Jodhpur city**, Western Rajasthan, India, In Shrivastava K.L. and Arun Kumar (Eds.), **Georesources**. Indian Science congress volume. P.287- 295. Scient.Pub.Jodhpur.
- ◆ Mathur S.C; Bhanwara Ram; Rathore P.S.; and **Rathore S.S.**, A new insight in the Geology of the **Jodhpur Group of the Marwar Supergroup**, Western Rajasthan, India. In Shrivastava K.L. and Arun Kumar (Eds.). **Georesources**. Indian Science congress volume. P.215- 218. Scient.Pub.Jodhpur.
- ◆ **Rathore S.S.**; Mathur S. and Mathur S.C., Hydrogeological investigation of Natural water impounding structures of the Jodhpur city, Western Rajasthan, India. Implication for **Hydrogeotourism site**. In Ground Water Sustainability in Palaeochannels. P.75-94. Central Ground Water Board Government of India, workshop volume(2016).

» **Family Background :**

Dr. Shiv Singh Rathore hails from an army family. **His father Shri Bishan Singh Rathore** was a defence professional and served many years in the country's armed forces. Dr. Rathore himself is very much a self-made man who has shaped his own destiny with years of hard work and research. Undeniably, he is a distinct example of how a systematic educational approach can elevate a person's position to soaring heights without the necessity of any springboard of familial assets in the background.

» **Credentials :**

Dr. Singh has a considerable experience regarding the working of multinational companies. He was nominated as a trustee in the esteemed Urban Improvement Trust of Jodhpur. He has worked and helped to make Jodhpur, clean and green. He has also contributed in the development of the infrastructure of the city. He has remained the secretary in BJS Educational Society formerly known as Zabar Junior Military School. He was the former director of Jodhpur Sahkari Upbhokta Wholesale Bhandar Ltd. He is currently the president of a committee to encourage the young talents of the society and provide them with legitimate opportunities to utilize their skills.

» **Social Work and Patronage :**

Dr. Singh is heavily in to social work, through the Social Societies, he has been tireless in his work for the improvement of the quality of our education system. He is the Vice President of Jan Arpan Sansthan, since its inception. The sansthan has been working for the advancement of the poor and the disabled. He has been awarded Lok Shree Seva Award by Mad Sansthan on Jodhpur Establishment Day for his social work.

» **Posts Held :**

- ◆ **2006-2008:** Dr. Shiv Singh Rathore was nominated by the Government of Rajasthan as **the trustee in Urban Improvement Trust, Jodhpur.**
- ◆ **2006-2009:** Dr. Shiv Singh Rathore was elected as the **secretary B.J.S. Educational society,** Jodhpur.
- ◆ **2008-2013:** Dr. Shiv Singh Rathore was elected as **the Director of the Jodhpur Sahakari Upbhokta Wholesale Bhandar Ltd.**
- ◆ **2016-** Till now Dr. Shiv Singh Rathore is holding the post of **Honourable Member Rajasthan Public Service Commission, Ajmer.**

Joined as Hon'ble Member, Rajasthan Public Service Commission, Ajmer on 30.01.2016 (F/N).

6. ***Smt. Rajkumari Gurjar* - Date Of Birth: 1st of Oct. 1963**» **Educational Qualification : (B.A,B.ED.)**

- ◆ Smt.Rajkumari Gurjar was born on 1 October 1963 in Hindon City, District Karauli, Rajasthan. She did her Schooling from Government Senior Secondary School Gandhi Nagar, Jaipur & Graduation from Maharani College, Jaipur.

» **Speciality/Interest :**

- ◆ She is a Social worker, mainly concerned with the development and Educational Upliftment of woman and girls.
- ◆ She was member of **District Vigilance committee** from 2013 to 2016.

Joined as Hon'ble Member, Rajasthan Public Service Commission, Ajmer on 07.12.2016 (F/N).

APPENDIX III-A**(A) List of former Honourable Chairmen of the Commission**

S.No.	Name	Tenure of office	
		From	To
1.	Sir S.K.Gosh, Chief Justice	01-04-49	25-01-50
2.	Shri S.C.Tripathi	28-07-50	07-08-51
3.	Shri D.S.Tewari	08-08-51	20-01-58
4.	Shri M.M.Varma	20-01-58	03-12-58
5.	Shri L.L.Joshi, IAS (Officiating)	04-12-58	31-07-60
6.	Shri V.V.Narlikar	01-08-60	26-04-66
7.	Dr. B.L.Rawat, IAS (Officiating)	27-04-66	31-07-66
8.	Shri R.C.Choudhary, RHJS	08-02-67	09-10-71
9.	Shri B.D.Mathur	09-10-71	23-06-73
10.	Shri R.S.Kapur	24-06-73	10-06-75
11.	Shri Mohammed Yaqub, R.H.J.S.	27-06-75	30-06-79
12.	Shri Ram Singh Chouhan, IAS	30-06-79	10-09-80
13.	Shri Hari Dutt Gupta	10-09-80	09-06-83
14.	Shri S. Adaviyappa	10-06-83	26-03-85
15.	Dr. D.D.Chavan	26-03-85	07-11-85
16.	Shri J.M.Khan, IAS	07-11-85	27-11-89
17.	Shri S.C.Singaria (Officiating)	27-11-89	05-09-90
18.	Shri Yatindra Singh, IAS	05-09-90	06-10-95
19.	Shri Hanuman Prasad, IAS	06-10-95	30-09-97
20.	Shri P.S.Yadav, IPS	30-09-97	06-11-97
21.	Shri Devendra Singh, IPS	06-11-97	30-12-00
22.	Shri N.K.Berwa, I.A.S.	31-12-00	22-03-04
23.	Shri G.S.Taunk	15-07-04	04-07-06
24.	Shri H.N.Meena, IPS (Retd.) (Officiating)	04-07-06	19-09-06
25.	Shri C.R. Chaudhary	23-02-08	28-02-10
26.	Shri Mahendra Lal Kumawat, IPS (Retd.)	28-02-10	01-07-11
27.	Prof. B.M. Sharma	01-07-11	31-08-12
28.	Dr. Habeeb Khan Gauran, IPS (Retd.)	31-08-12	23-09-14 (Resigned)
29.	Dr. R. D. Saini (Officiating)	23-09-14(A/N)	10-08-15
30.	Dr. L.K Panwar	10-08-15	10-07-17
31.	Shri Shyam Sunder Sharma	11-07-17	28-09-17

APPENDIX III-B**(B) List of former Honourable Members of the Commission**

S.No.	Name	Tenure of office	
		From	To
1.	Shri Devi Shanker Tewari	26-01-50	07-08-51
2.	Shri N.R.Chandorker	26-01-50	31-12-50
3.	Shri V.R.Adige	17-02-51	16-02-57
4.	Shri M.M.Varma	28-06-52	20-01-58
5.	Shri L.L.Joshi, IAS	01-03-57 & 01-08-60	03-12-58 & 20-11-61
6.	Shri Raghukul Tilak, Vice Chancellor	04-02-58	07-01-60
7.	Shri S.L.Ahuja, IAS	01-12-59	17-11-64
8.	Shri Shyam Lal, IAS	17-04-61	15-04-66
9.	Shri B.L.Rawat, IAS	04-09-61	04-09-66
10.	Shri R.C.Choudhary, R.H.J.S.	20-03-65	07-02-67
11.	Shri R.N.Hawa, IAS	27-07-66	19-07-70
12.	Shri S.D.Ujwal, IAS	31-05-67	05-01-70
13.	Shri Shiv Shankar, IAS	29-07-67	10-09-70
14.	Shri B.D.Mathur	11-11-68	08-10-71
15.	Shri V.D. Sharma, IAS	11-06-70	06-03-73
16.	Shri R.S.Kapur	11-06-70	24-06-73
17.	Shri Dhuleshwar Meena, Ex.M.P.	01-01-72	02-01-78
18.	Shri Mohammed Yaqub, R.H.J.S.	07-08-72	26-06-75
19.	Shri D.N.Handa, I.A.S.	05-04-73	10-12-74
20.	Shri N.L.Jain, Ex. Speaker, R.L.A.	27-07-74	03-10-79
21.	Shri Hari Dutt Gupta	26-04-75	10-09-80
22.	Shri Ram Singh Chouhan, IAS	30-03-77	30-06-79
23.	Shri S.Adaviyappa	12-09-79	09-06-83
24.	Dr. Deen Dayal Chavan	11-11-79	26-03-85
25.	Shri J.M.Khan, IAS	06-11-82	07-11-85

S.No.	Name	Tenure of office	
		From	To
26.	Shri Bhawanimal, IPS	04-07-84	27-06-88
27.	Prof. Dool Singh	06-07-84	22-09-86
28.	Dr. Devi Singh Saraswat	16-12-85	22-01-88
29.	Shri Sukan Chand Singaria	28-05-86 & 05-09-90	26-11-89 & 27-05-92
30.	Shri Subhash Chandra Tandan, IPS	01-12-87	06-11-91
31.	Prof. K.L. Kamal	16-09-88	11-09-92
32.	Shri G.P.Pilania, IPS	22-12-89	17-02-94
33.	Smt.Kanta Kathuria, Ex-MLA	22-12-89	23-04-95 (Resigned)
34.	Shri Hanuman Prasad, IAS	31-10-92	05-10-95
35.	Shri P.S.Yadav, IPS	28-07-93	30-09-97
36.	Smt. Kamla Bheel, Ex-State Minister, R.L.A.	28-07-93	27-07-99
37.	Shri Shanker Singh Solanki	03-04-95	05-08-00
38.	Dr.(Smt.) Prakashwati Sharma	18-01-96	18-01-02
39.	Shri O. P.Gupta, Ex-Chief Whip R.L.A.	26-12-97	04-06-03
40.	Shri Dalip Singh	27-12-97	30-06-99
41.	Shri M.L.Parihar	14-12-99	14-03-01
42.	Dr. Shyam Singh Tak	10-11-99	9-11-05
43.	Prof. (Dr.) H.A.S.Jafri	01-02-01	18-06-06
44.	Shri H.N.Meena, IPS (Retd.)	25-02-02	04-07-06
45.	Shri Vinod Behari Sharma	25-08-03	06-02-08
46.	Sh. C.R. Chaudhary	27-02-02	22-02-08
47.	Sh. H.L. Mina	18-04-08	31-01-12
48.	Dr. H.K. Gauran, IPS (Retd.)	19-11-11	31-08-12
49.	Smt. Divya Singh	30-11-11	30-10-12 (Resigned)
50.	Shri Shiv Pal Singh Nangal	18-04-08	13-11-13 (Resigned)
51.	Shri Kanahaiya Lal Bairwa	18-04-08	17-04-14
52.	Dr. P.K. Dashora	04-07-08	03-07-14
53.	Shri Brahm Singh Gurjar	04-07-08	03-07-14
54.	Shri Hari Kishan Khichar	30-01-16	05-03-17
55.	Shri Shyam Sunder Sharma	30-01-16	10-07-17(Resigned)

APPENDIX IV-A**Staff of the Commission's Secretariat**

S.No.	Name of the post	Number of posts as on	
	I. Gazetted	01/04/2017	31/3/2018
1.	IAS Super Time Scale	01	01
2.	*Secretary	-	-
3.	Legal Advisor	01	01
4.	Special Officer (Academic)	-	-
5.	Financial Advisor	01	01
6.	Deputy Secretary (R.A.S.)	01	01
7.	Deputy Secretary	05	05
8.	Deputy Secretary (Examination)	01	01
9.	Controller of Examination (Deputy Secretary level)	01	01
10.	System Analyst	01	01
11.	Deputy Legal Remembrancer	-	01
12.	Member Secretary (SET)	01	01
13.	Assistant Secretary	12	12
14.	Private Secretary	05	05
15.	Sr. Librarian	01	01
16.	Analyst Cum Programmer	01	-
17.	Section Officer	23	23
18.	Assistant Accounts Officer - I	01	01
19.	Programmer	04	03
20.	Senior Legal Officer	01	01
21.	Evaluation Officer	01	01
22.	Additional Private Secretary	02	02
	Total:	64	63

S.No.	Name of the post	Number of posts as on	
		01/04/2015	31/3/2016
	II. Non-Gazetted		
1.	Personal Assistant	03	03
2.	Assistant Accountants Officer- II	02	02
3.	Junior Accountant	04	04
4.	Stenographer	05	05
5.	Junior Legal Officer	03	03
6.	Assistant Programmer	01	-
7.	Investigator	01	01
8.	Statistical Inspector	01	01
9.	Assistant Librarian	01	01
10.	Assistant Section Officer	38	38
11.	Store Keeper (U.D.C. with special pay)	01	01
12.	Clerk Grade I	44	44
13.	Informatics Assistant	10	10
14.	Clerk Grade II	68	68
15.	Electrician	01	01
16.	Driver	10	10
17.	Machine Man	01	01
	Total :	194	193
	III. Class-IV Employees		
1.	Jamadar	05	05
2.	Daftari	03	03
3.	Book Lifter	01	01
4.	Bundle Lifter	01	01
5.	Class-IV Employee - Cycle Sawar, Farrash, Gateman, Sweeper	48	48
6.	Waiter	01	01
7.	Watchman	01	01
	Total :	60	60

Remark:-* Kept in abeyance

APPENDIX IV-B**Comparative Statement showing the work done from 2013-14 to 2017-18**

S. No.	Item	Year				
		2013-14	2014-15	2015-16	2016-17	2017-18
1.	Recruitment by examination with or without interview :					
	(1) Examinations held (First/Second Stage)	16	26	12	54	26
	(2) Applications received during the year	2753659	308490	692374	1664447	234
	(3) Candidates admitted to examinations	2140432	441842	804852	2807337	1761827
	(4) Candidates appeared at the examinations	1654594	304979	398136	1748802	1332789
	(5) Candidates interviewed	416	37	4904	3896	4883
	(6) Candidates selected with or without interview	250	19177	3663	7223	29814
2	Recruitment by interview:					
	(a) No. of screening tests conducted	13	07	51	7	2
	(b) Requisitions received/dealt with	91+11(old)	53+76	16+63(old)	29+2(old)	27+29(old)
	(c) Posts advertised during the year	1293	1850	1080	3	33
	(d) Posts for which recruitment was completed	1023	101	278	1286	580
	(e) Number of applicants	45911	6023	5184	36443	34950
	(f) Candidates interviewed	3121	356	792	2248	1957
	(g) Candidates selected	866	96	258	977	558
	(h) Candidates recommended from reserve lists	15	02	02	10	31
	(i) State Eligibility Test conducted for Lectureship (Number of subjects)	-	29	-	-	-
3	Miscellaneous:					
	(I) Promotion (Departmental Promotion Committees)	284 (involving 9615 persons)	440 (involving 28882 persons)	495 (involving 38902 persons)	502 (involving 36241 persons)	473 (involving 24002 persons)
	(II) Regularization of temporary appointments	391	599	950	1243	844
	(III) Disciplinary cases and appeals (advice tendered by the Commission)	31	26	65	92	99
	(IV) Amendments to Rules/Schedules considered	492	168	101	162	100
	(V) Writ cases-					
	(a) Received / Pending	1060	3827	3928	4768	4344
	(b) Disposed off by the Courts/Tribunal	915	1150	699	1796	947
	(VI) Candidates debarred from Commission's examinations	13	07	61	7	35
	(VII) Workshops organized	16	51	55	15	4
	(VIII) Information provided under Right to Information Act, 2005					
	(1) Applications Received/Pending	4169	4004	5707	6026	9469
	(2) Disposed off by the Commission	4940	3694	4502	3775	6856

APPENDIX-V**Receipts and Expenditure of the Commission for the year 2016-2017 & 2017-2018****A- Receipts**

S.No.	Source of the Receipts	Amount (Rs. in Lac) Year 2016-2017	Amount (Rs. in Lac) Year 2017-2018
1.	Exam Fees	4035.42	3.64
2.	Other Income	103.80	60.90
	Gross Total	4139.22	64.54
3.	Revenue Refund (-)	2.80	-85.51
	Net Revenue Receipts	4136.42	-20.97

B- Expenditure

S.No.	Item	Amount (Rs. in Lac) Year 2016-2017	Amount (Rs. in Lac) Year 2017-2018
1.	Salary	1207.65	1302.61
2.	Travelling allowance	9.99	11.50
3.	Medical reimbursement	7.20	10.00
4.	Office expenses	95.12	80.66
5.	Purchase of new vehicle	7.00	6.66
6.	Maintenance of office vehicles	34.89	22.97
7.	Payment for professional/ special services	4950.67	2092.66
8.	Advertisement	33.04	12.89
9.	Sumptuary Allowance	0.20	-
10.	Proper maintenance of building	15.82	-
11.	Decretals	0.50	5.00
12.	Stationery	6.00	3.78
13.	Printing	4.46	4.81
14.	Contract services	80.00	85.00
15.	Employee welfare	0.49	-
16.	Liveries	1.16	1.08
17.	Computerisation	-	7.79
18.	Construction Work	-	-
	Total :	6454.19	3647.41

APPENDIX-VI**List of Examination Conducted During the year 2017-18**

S. No.	Name of Exam.	Date of Examination	Total Admitted Candidates	No. of Candidates Appeared
1	SR TEACHER (SEC EDU) COMP. EXAM 2016 GK (GROUP-I)	26/04/17	399658	328166
2	SR TEACHER (SEC EDU) COMP. EXAM 2016 GK (GROUP-II)	01/05/17	447883	359705
3	SR TEACHER (SEC EDU) COMP. EXAM 2011 GK AND EDUCATIONAL PSYCHOLOGY	27/05/17	23	12
4	ENGLISH	27/05/17	6	1
5	MATHEMATICS	27/05/17	5	3
6	SCIENCE	27/05/17	10	6
7	SOCIAL SCIENCE	28/05/17	4	2
8	SR TEACHER (SEC EDU) COMP. EXAM, 2016 MATHEMATICS	30/06/17	37066	26590
9	SANSKRIT	30/06/17	131573	102183
10	SCIENCE	01/07/17	64711	43158
11	HINDI	01/07/17	252825	181182
12	ENGLISH	02/07/17	59225	42766
13	SOCIAL SCIENCE	02/07/17	337762	236247
14	PUNJABI	07/07/17	3242	1483
15	URDU	07/07/17	7469	4813
16	CLERK GRADE II COMP EXAM 2013 (PHASE-II) (BY COURT ORDER)	04/07/17	11	9
17	RESEARCH ASSISTANT COMP EXAM, 2016	24/08/17	4032	2065
18	CLERK GRADE II COMP EXAM 2013 (PHASE-II) (BY COURT ORDER)	27/12/17	14	13
19	SR TEACHER (SPL EDU) COMP. EXAM 2016 GK AND EDUCATIONAL PSYCHOLOGY	07/02/18	7544	1891
20	SOCIAL SCIENCE	08/02/18	3399	1156
21	HINDI	08/02/18	2146	678
22	SANSKRIT	09/02/18	958	261
23	ENGLISH	09/02/18	704	191
24	URDU	10/02/18	113	26
25	SCIENCE	10/02/18	941	125
26	MATHEMATICS	10/02/18	503	57
	Total		1761827	1332789

APPENDIX VII-A

Statement showing the number of Engineering, Medical, Technical & Non-Technical Posts, for which Requisitions were received during the year 2017-18
(Posts to be filled up through Direct Recruitment by Interview alone)

S. No.	Name of the Department	NUMBER OF POSTS				
		Engineering	Medical	Technical	Non-Technical	Total
1	Medical Education	0	72	0	0	72
2	Agriculture	0	0	0	63	63
3	Forensic Science Laboratory	0	0	18	0	18
4	Technical Education	0	0	81	0	81
5	Town Planning	0	0	8	0	8
6	Fisheries	0	0	0	6	6
	Total	0	72	107	69	248

APPENDIX VII-B

Statement showing the number of Engineering, Medical, Technical & Non-Technical Posts, for which Advertisements were Issued during the year 2017-18
(Posts to be filled up through Direct Recruitment by Interview alone)

S. No.	Name of the Department	NUMBER OF POSTS				
		Engineering	Medical	Technical	Non-Technical	Total
1	Medical Education	-	33	-	-	33
	TOTAL	-	33	-	-	33

APPENDIX VII-C

Selections Made by Interview (2017-18)

S. NO.	Name of Department/Post	Cat.	No. of Post					Application Received					Called for Interview					Appeared					Selected																																																																																																																																																																																																																																																																																																																																																																																																																																																																																																																																																																																																																																																																																																																																																																																																																																																																																																																																																																																																																																																																																																																																																																																																																																																																			
			M	F	WD	DV	EX-Service men	PD OA/OL/ BL/LV Horizontal	M	F	WD	DV	EX-Service men	PD OA/OL/ BL/LV Horizontal	M	F	WD	DV	EX-Service men	PD OA/OL/ BL/LV Horizontal	M	F	WD	DV	EX-Service men	PD OA/OL/ BL/LV Horizontal																																																																																																																																																																																																																																																																																																																																																																																																																																																																																																																																																																																																																																																																																																																																																																																																																																																																																																																																																																																																																																																																																																																																																																																																																																																																
1	Agriculture Research Officer (Entomology), Agriculture Deptt.	T	6	1	0	0	0		389	138	0	0	0		35	4	0	0	0		34	3	0	0	0		6	1	0	0	0																																																																																																																																																																																																																																																																																																																																																																																																																																																																																																																																																																																																																																																																																																																																																																																																																																																																																																																																																																																																																																																																																																																																																																																																																																																											

S. NO.	Name of Department/Post	Cat.	No. of Post					Application Received					Called for Interview					Appeared					Selected							
			M	F	WD	DV	EX-Service men	PD OA/OL/BL/LV Horizontal		M	F	WD	DV	EX-Service men	PD OA/OL/BL/LV Horizontal		M	F	WD	DV	EX-Service men	PD OA/OL/BL/LV Horizontal		M	F					
								M	F						M	F						M	F			M	F			
8	Lecturer- Home Sc. (Child Development), College Edu. Deptt.	T	0	3	0	0	0	0	4	25	0	0	0	0	4	15	0	0	0	5	0	0	0	0	3	2	0	0	0	0
		SC	0	1	0	0	0	0	3	14	0	0	0	0	3	11	0	0	0	4	0	0	0	0	0	1	0	0	0	
		ST	0	2	0	0	0	0	1	11	0	0	0	0	1	4	0	0	0	1	0	0	0	0	0	1	0	0	0	
		OBC	0	0	0	0	0	0	0	0	0	0	0	0	0	0	0	0	0	0	0	0	0	0	0	0	0	0		
		SBC	0	0	0	0	0	0	0	0	0	0	0	0	0	0	0	0	0	0	0	0	0	0	0	0	0	0		
9	Lecturer- Chemical Engineering, Technical Edu. Deptt.	Gen.	0	0	0	0	0	0	0	0	0	0	0	0	0	0	0	0	0	0	0	0	0	3	0	0	0	0	0	
		T	5	0	0	0	0	0	390	126	0	0	0	0	25	3	0	0	0	7	2	0	0	0	3	2	0	0		0
		SC	0	0	0	0	0	0	64	18	0	0	0	0	0	0	0	0	0	0	0	0	0	0	0	0	0	0		
		ST	1	0	0	0	0	0	38	12	0	0	0	0	2	1	0	0	0	0	1	0	0	0	0	1	0	0		0
		OBC	1	0	0	0	0	0	92	26	0	0	0	0	5	0	0	0	0	2	0	0	0	0	2	0	0	0		0
10	Lecturer- Chemistry, Technical Edu. Deptt.	SBC	0	0	0	0	0	0	4	0	0	0	0	1	0	0	0	0	1	0	0	0	0	1	0	0	0	0	1	
		Gen.	3	0	0	0	0	0	192	70	0	0	0	0	17	2	0	0	0	4	1	0	0	0	0	1	0	0		0
		T	3	0	0	0	0	0	1456	1929	6	13	0	0	14	6	0	0	0	13	6	0	0	0	1	1	0	0		0
		SC	1	0	0	0	0	0	233	224	0	0	0	0	5	1	0	0	0	5	1	0	0	0	1	0	0	0		0
		ST	0	0	0	0	0	0	89	89	0	0	0	0	5	2	0	0	0	4	2	0	0	0	0	0	0	0		
11	Lecturer- Physics, Technical Edu. Deptt.	OBC	0	0	0	0	0	0	568	693	2	3	0	0	2	2	0	0	0	2	2	0	0	0	0	0	1	0	0	1
		SBC	0	0	0	0	0	0	22	9	0	0	0	0	0	0	0	0	0	0	0	0	0	0	0	0	0	0	0	
		Gen.	2	0	0	0	0	0	544	914	4	10	0	0	2	1	0	0	0	2	1	0	0	0	0	0	0	0	0	
		T	5	1	0	0	0	0	886	567	0	0	0	0	17	8	0	0	0	49	10	0	0	0	3	2	0	0	0	
		SC	1	0	0	0	0	0	90	25	0	0	0	0	5	1	0	0	0	2	1	0	0	0	0	1	0	0	0	
12	Agriculture Officer, Agriculture Deptt.	ST	1	0	0	0	0	0	22	18	0	0	0	0	4	4	0	0	0	4	4	0	0	0	1	0	0	0	0	0
		OBC	0	0	0	0	0	0	333	181	0	0	0	0	4	3	0	0	0	4	2	0	0	0	2	1	0	0	0	
		SBC	0	0	0	0	0	0	8	2	0	0	0	0	0	0	0	0	0	1	0	0	0	0	0	0	0	0	0	
		Gen.	3	1	0	0	0	0	433	341	0	0	0	0	4	0	0	0	0	38	3	0	0	0	0	0	0	0	0	
		T	24	7	1	0	0	0	2185	412	1	0	0	0	182	34	0	0	0	171	34	0	0	0	23	9	0	0	0	
13	Assistant Director Industrial Safety Museum & Training Center Fatories & Boilers Deptt.	SC	3	1	0	0	0	0	325	43	0	0	0	0	19	3	0	0	0	18	3	0	0	0	4	1	0	0	0	0
		ST	3	1	0	0	0	0	223	38	0	0	0	0	9	3	0	0	0	8	3	0	0	0	2	2	0	0	0	
		OBC	5	1	0	0	0	0	1009	153	1	0	0	0	114	13	0	0	0	106	13	0	0	0	13	5	0	0	0	
		SBC	0	0	0	0	0	0	37	2	0	0	0	0	1	0	0	0	0	1	0	0	0	0	0	0	0	0	0	
		Gen.	13	4	1	0	0	0	591	176	0	0	0	0	39	15	0	0	0	38	15	0	0	0	4	1	0	0	0	
14	Assistant Agriculture Research Officer (Botany) Agriculture Deptt.	T	1	0	0	0	0	0	42	0	0	0	0	0	3	0	0	0	0	1	0	0	0	0	1	0	0	0	0	0
		SC	0	0	0	0	0	0	3	0	0	0	0	0	0	0	0	0	0	0	0	0	0	0	0	0	0	0	0	
		ST	0	0	0	0	0	0	5	0	0	0	0	0	0	0	0	0	0	0	0	0	0	0	0	0	0	0	0	
		OBC	0	0	0	0	0	0	6	0	0	0	0	0	0	0	0	0	0	0	0	0	0	0	0	0	0	0	0	
		SBC	0	0	0	0	0	0	0	0	0	0	0	0	0	0	0	0	0	0	0	0	0	0	0	0	0	0	0	
14	Assistant Agriculture Research Officer (Botany) Agriculture Deptt.	Gen.	1	0	0	0	0	0	28	0	0	0	0	0	3	0	0	0	0	1	0	0	0	0	1	0	0	0	0	0
		T	9	2	0	0	0	0	307	186	0	0	0	0	63	19	0	0	0	54	16	0	0	0	8	3	0	0	0	
		SC	1	0	0	0	0	0	51	26	0	0	0	0	8	1	0	0	0	7	0	0	0	0	1	0	0	0	0	
		ST	1	0	0	0	0	0	38	11	0	0	0	0	6	1	0	0	0	5	1	0	0	0	1	0	0	0	0	
		OBC	2	0	0	0	0	0	85	65	0	0	0	0	35	11	0	0	0	28	8	0	0	0	3	3	0	0	0	
14	Assistant Agriculture Research Officer (Botany) Agriculture Deptt.	SBC	0	0	0	0	0	0	0	0	0	0	0	0	0	0	0	0	0	0	0	0	0	0	0	0	0	0	0	
		Gen.	5	2	0	0	0	0	133	84	0	0	0	0	14	6	0	0	0	14	7	0	0	0	3	0	0	0	0	

S. NO.	Name of Department/Post	Cat.	No. of Post					Application Received					Called for Interview					Appeared					Selected									
			M	F	WD	DV	EX-Service men	PD OA/OL/ BL/LV Horizontal	M	F	WD	DV	EX-Service men	PD OA/OL/ BL/LV Horizontal	M	F	WD	DV	EX-Service men	PD OA/OL/ BL/LV Horizontal	M	F	WD	DV	EX-Service men	PD OA/OL/ BL/LV Horizontal						
15	Agriculture Research Officer (Agri. Botany) Agriculture Deptt.	T	2	0	0	0	0	312	92	0	0	0	0	4	2	0	0	0	0	3	2	0	0	0	0	2	0	0	0	0	0	
		SC	0	0	0	0	0	28	20	0	0	0	0	1	0	0	0	0	0	1	0	0	0	0	0	1	0	0	0	0		
		ST	0	0	0	0	0	14	8	0	0	0	0	0	0	0	0	0	0	0	0	0	0	0	0	0	0	0	0	0		
		OBC	0	0	0	0	0	118	0	0	0	0	0	1	2	0	0	0	0	0	1	2	0	0	0	0	0	0	0	0		
		SBC	0	0	0	0	0	42	0	0	0	0	0	0	0	0	0	0	0	0	0	0	0	0	0	0	0	0	0	0		
16	Lecturer Urdu, College Education Deptt.	Gen.	2	0	0	0	0	110	64	0	0	0	0	2	0	0	0	0	0	1	0	0	0	0	0	1	0	0	0	0	1	
		T	17	5	0	0	0	820	366	0	0	0	0	36	17	0	0	0	0	27	10	0	0	0	0	13	5	0	0	0		
		SC	5	1	0	0	0	39	4	0	0	0	0	6	2	0	0	0	0	2	1	0	0	0	0	2	1	0	0	0		
		ST	3	1	0	0	0	30	11	0	0	0	0	4	2	0	0	0	0	4	2	0	0	0	0	3	1	0	0	0		
		OBC	3	1	0	0	0	333	142	0	0	0	0	15	7	0	0	0	0	15	7	0	0	0	0	4	2	0	0	0		
17	Junior Hydrogeologist Ground Water Deptt.	SBC	0	0	0	0	0	0	0	0	0	0	0	0	0	0	0	0	0	0	0	0	0	0	0	0	0	0	0	0	0	
		Gen.	6	2	0	0	0	418	209	0	0	0	0	11	6	0	0	0	0	6	0	0	0	0	0	4	1	0	0	0		
		T	13	2	0	0	0	674	132	0	0	0	0	41	6	0	0	0	0	31	6	0	0	0	0	11	3	0	0	0		
		SC	3	0	0	0	0	89	10	0	0	0	0	9	0	0	0	0	0	9	0	0	0	0	0	3	0	0	0	0		
		ST	2	0	0	0	0	22	5	0	0	0	0	6	0	0	0	0	0	5	0	0	0	0	0	2	0	0	0	0		
18	Agriculture research officer (Agronomy) Agriculture Deptt.	OBC	3	1	0	0	0	167	25	0	0	0	0	9	3	0	0	0	0	0	3	0	0	0	0	0	3	2	0	0	0	0
		SBC	0	0	0	0	0	0	0	0	0	0	0	0	0	0	0	0	0	0	0	0	0	0	0	0	0	0	0	0		
		Gen.	5	1	0	0	0	396	92	0	0	0	0	17	3	0	0	0	0	12	3	0	0	0	0	3	1	0	0	0		
		T	12	2	0	0	0	520	91	0	0	0	0	113	27	0	0	0	0	101	24	0	0	0	0	10	4	0	0	0		
		SC	2	0	0	0	0	55	6	0	0	0	0	13	2	0	0	0	0	11	2	0	0	0	0	1	1	0	0	0		
19	Assistant Agriculture Research Officer (Agronomy) Agriculture Deptt.	ST	1	0	0	0	0	46	7	0	0	0	0	7	0	0	0	0	0	5	0	0	0	0	0	1	0	0	0	0	0	
		OBC	2	0	0	0	0	222	35	0	0	0	0	77	13	0	0	0	0	71	11	0	0	0	0	6	2	0	0	0		
		SBC	0	0	0	0	0	0	0	0	0	0	0	0	0	0	0	0	0	0	0	0	0	0	0	0	0	0	0	0		
		Gen.	7	2	0	0	0	197	43	0	0	0	0	16	12	0	0	0	0	14	11	0	0	0	0	2	1	0	0	0		
		T	10	2	0	0	0	417	70	0	0	0	0	109	27	0	0	0	0	75	19	0	0	0	0	10	2	0	0	0		
20	Vice principal / Supdt. ITI Technical Education Deptt.	SC	1	0	0	0	0	45	6	0	0	0	0	12	2	0	0	0	0	10	1	0	0	0	0	1	0	0	0	0	0	
		ST	1	0	0	0	0	37	3	0	0	0	0	9	2	0	0	0	0	6	0	0	0	0	0	1	0	0	0	0		
		OBC	2	0	0	0	0	199	30	0	0	0	0	75	12	0	0	0	0	53	7	0	0	0	0	8	1	0	0	0		
		SBC	0	0	0	0	0	2	0	0	0	0	0	0	0	0	0	0	0	0	0	0	0	0	0	0	0	0	0	0		
		Gen.	6	2	0	0	0	134	31	0	0	0	0	13	11	0	0	0	0	6	11	0	0	0	0	0	1	0	0	0		
21	Lecturer Phylosophy, College Edu. Deptt.	T	11	1	0	0	0	3908	484	1	2	0	0	30	5	0	0	0	0	22	4	0	0	0	0	9	2	0	0	0	1	
		SC	2	0	0	0	0	549	39	0	0	0	0	4	1	0	0	0	0	3	1	0	0	0	0	1	1	0	0	0		
		ST	2	0	0	0	0	340	18	0	0	0	0	6	0	0	0	0	0	5	0	0	0	0	0	2	0	0	0	0		
		OBC	2	0	0	0	0	1302	158	0	1	0	0	5	1	0	0	0	0	4	0	0	0	0	0	4	0	0	0	0		
		SBC	0	0	0	0	0	57	3	0	0	0	0	0	0	0	0	0	0	0	0	0	0	0	0	0	0	0	0	0		
21	Lecturer Phylosophy, College Edu. Deptt.	Gen.	5	1	0	0	0	1660	266	1	1	0	0	15	3	0	0	0	0	10	3	0	0	0	0	2	1	0	0	0	0	
		T	8	2	0	0	0	261	212	2	3	0	0	18	9	0	0	0	0	17	9	0	0	0	0	7	3	0	0	0		
		SC	1	0	0	0	0	25	20	0	0	0	0	2	0	0	0	0	0	2	0	0	0	0	0	1	0	0	0	0		
		ST	0	0	0	0	0	18	7	0	0	0	0	1	0	0	0	0	0	1	0	0	0	0	0	1	0	0	0	0		
		OBC	2	0	0	0	0	46	37	1	2	0	0	7	4	0	0	0	0	7	4	0	0	0	0	3	1	0	0	0		
21	Lecturer Phylosophy, College Edu. Deptt.	SBC	0	0	0	0	0	1	0	0	0	0	0	0	0	0	0	0	0	0	0	0	0	0	0	0	0	0	0	0		
		Gen.	5	2	0	0	0	171	148	1	1	0	0	8	5	0	0	0	0	7	5	0	0	0	0	2	2	0	0	0		

S. NO.	Name of Department/Post	Cat.	No. of Post					Application Received					Called for Interview					Appeared					Selected					
			M	F	WD	DV	EX-Service men	PD OA/OL/BL/LV Horizontal		M	F	WD	DV	EX-Service men	PD OA/OL/BL/LV Horizontal		M	F	WD	DV	EX-Service men	PD OA/OL/BL/LV Horizontal		M	F			
22	Lecturer Persion, College Education Deptt.	T	1	0	0	0	0	12	8	0	0	0	0	2	1	0	0	0	0	0	0	0	0	0	0	0	0	0
		SC	0	0	0	0	0	0	0	0	0	0	0	0	0	0	0	0	0	0	0	0	0	0	0	0	0	
		ST	0	0	0	0	0	0	0	0	0	0	0	0	0	0	0	0	0	0	0	0	0	0	0	0	0	
		OBC	0	0	0	0	0	1	1	0	0	0	0	0	1	0	0	0	0	0	0	0	0	0	0	0	0	
		SBC	0	0	0	0	0	0	0	0	0	0	0	0	0	0	0	0	0	0	0	0	0	0	0	0	0	
23	Lecturer Geology, College Education Deptt.	Gen.	1	0	0	0	0	11	7	0	0	0	0	1	1	0	0	0	0	0	0	0	0	0	0	0	0	
		T	5	0	0	0	0	134	47	1	1	0	0	18	1	1	0	0	0	0	0	0	0	0	0	0	0	
		SC	1	0	0	0	0	38	4	0	0	0	0	3	0	0	0	0	0	0	0	0	0	0	0	0	0	
		ST	1	0	0	0	0	16	6	0	1	0	0	3	0	0	0	0	0	0	0	0	0	0	0	0	0	
		OBC	1	0	0	0	0	29	9	1	0	0	0	6	1	1	0	0	0	0	0	0	0	0	0	0	0	
24	Assistant Professor Geriatrics, Medical Education Deptt.	SBC	0	0	0	0	0	1	0	0	0	0	0	0	0	0	0	0	0	0	0	0	0	0	0	0	0	
		Gen.	2	0	0	0	0	50	28	0	0	0	0	6	0	0	0	0	0	0	0	0	0	0	0	0	0	
		T	6	1	0	0	0	79	5	0	0	0	0	78	5	0	0	0	0	0	0	0	0	0	0	0	0	
		SC	1	0	0	0	0	14	0	0	0	0	0	13	0	0	0	0	0	0	0	0	0	0	0	0	0	
		ST	0	0	0	0	0	6	0	0	0	0	0	6	0	0	0	0	0	0	0	0	0	0	0	0	0	
25	Assistant Professor General Medicine, Medical Education Deptt.	OBC	1	0	0	0	0	19	0	0	0	0	0	18	0	0	0	0	0	0	0	0	0	0	0	0	0	
		SBC	0	0	0	0	0	1	0	0	0	0	0	1	0	0	0	0	0	0	0	0	0	0	0	0	0	
		Gen.	4	1	0	0	0	39	5	0	0	0	0	40	5	0	0	0	0	0	0	0	0	0	0	0	0	
		T	27	9	1	0	0	305	15	0	0	0	0	410	13	0	0	0	0	0	0	0	0	0	0	0	0	
		SC	4	1	0	0	0	48	0	0	0	0	0	16	0	0	0	0	0	0	0	0	0	0	0	0	0	
26	Assistant Professor Paediatrics, Medical Education Deptt.	ST	3	1	0	0	0	37	0	0	0	0	0	13	0	0	0	0	0	0	0	0	0	0	0	0	0	
		OBC	5	2	0	0	0	89	3	0	0	0	0	32	3	0	0	0	0	0	0	0	0	0	0	0	0	
		SBC	0	0	0	0	0	0	0	0	0	0	0	0	0	0	0	0	0	0	0	0	0	0	0	0	0	
		Gen.	15	5	1	0	0	131	12	0	0	0	0	349	10	0	0	0	0	0	0	0	0	0	0	0	0	
		T	23	6	1	0	0	245	56	0	0	0	0	65	26	3	0	0	0	0	0	0	0	0	0	0	0	
27	Assistant Professor OBST & Gynaecology, Medical Education Deptt.	SC	3	1	0	0	0	30	3	0	0	0	0	9	3	0	0	0	0	0	0	0	0	0	0	0	0	
		ST	3	1	0	0	0	40	3	0	0	0	0	8	1	0	0	0	0	0	0	0	0	0	0	0	0	
		OBC	5	1	0	0	0	61	6	0	0	0	0	17	3	1	0	0	0	0	0	0	0	0	0	0	0	
		SBC	0	0	0	0	0	0	0	0	0	0	0	0	0	0	0	0	0	0	0	0	0	0	0	0	0	
		Gen.	12	4	1	0	0	114	44	0	0	0	0	31	19	2	0	0	0	0	0	0	0	0	0	0	0	
28	Assistant Professor Neurology, Medical Education Deptt.	T	27	9	1	0	0	43	304	3	1	0	0	10	100	4	0	0	0	0	0	0	0	0	0	0	0	
		SC	4	1	0	0	0	9	41	1	0	0	0	1	14	1	0	0	0	0	0	0	0	0	0	0	0	
		ST	3	1	0	0	0	6	42	0	0	0	0	1	11	0	0	0	0	0	0	0	0	0	0	0	0	
		OBC	5	2	0	0	0	12	50	0	1	0	0	4	16	1	0	0	0	0	0	0	0	0	0	0	0	
		SBC	0	0	0	0	0	0	1	0	0	0	0	0	0	0	0	0	0	0	0	0	0	0	0	0	0	
28	Assistant Professor Neurology, Medical Education Deptt.	Gen.	15	5	1	0	0	16	170	2	0	0	0	4	59	2	0	0	0	0	0	0	0	0	0	0	0	
		T	8	1	0	0	0	39	0	0	0	0	0	39	0	0	0	0	0	0	0	0	0	0	0	0	0	
		SC	1	0	0	0	0	1	0	0	0	0	0	1	0	0	0	0	0	0	0	0	0	0	0	0	0	
		ST	1	0	0	0	0	2	0	0	0	0	0	2	0	0	0	0	0	0	0	0	0	0	0	0	0	
		OBC	1	0	0	0	0	6	0	0	0	0	0	6	0	0	0	0	0	0	0	0	0	0	0	0	0	
28	Assistant Professor Neurology, Medical Education Deptt.	SBC	0	0	0	0	0	0	0	0	0	0	0	0	0	0	0	0	0	0	0	0	0	0	0	0	0	
		Gen.	5	1	0	0	0	30	0	0	0	0	0	30	0	0	0	0	0	0	0	0	0	0	0	0	0	

S. NO.	Name of Department/Post	Cat.	No. of Post					Application Received					Called for Interview					Appeared					Selected						
			M	F	WD	DV	EX-Service men	PD OA/OL/BL/LV Horizontal	M	F	WD	DV	EX-Service men	PD OA/OL/BL/LV Horizontal	M	F	WD	DV	EX-Service men	PD OA/OL/BL/LV Horizontal	M	F	WD	DV	EX-Service men	PD OA/OL/BL/LV Horizontal			
29	Sr. Demonstrator Anatomy, Medical Education Deptt.	T	9	1	0	0	0	136	117	0	0	0	0	8	23	0	0	0	6	23	0	0	0	3	7	0	0	0	0
		SC	1	0	0	0	0	13	8	0	0	0	0	1	2	0	0	0	1	2	0	0	0	0	1	0	0	0	
		ST	1	0	0	0	0	7	1	0	0	0	0	2	0	0	0	0	2	0	0	0	0	1	0	0	0		
		OBC	2	0	0	0	0	38	26	0	0	0	0	1	6	0	0	0	1	6	0	0	0	1	3	0	0	0	
		SBC	0	0	0	0	0	1	0	0	0	0	0	0	0	0	0	0	0	0	0	0	0	0	0	0	0	0	
30	Psychological Counsellor, Medical Education Deptt.	Gen.	5	1	0	0	0	77	82	0	0	0	0	4	15	0	0	0	2	15	0	0	0	1	3	0	0	0	0
		T	3	0	0	0	0	70	153	0	4	0	0	9	0	0	0	0	11	0	0	0	3	0	0	0	0		
		SC	0	0	0	0	0	10	5	0	0	0	0	0	0	0	0	0	0	0	0	0	0	0	0	0	0		
		ST	0	0	0	0	0	3	4	0	0	0	0	0	0	0	0	0	0	0	0	0	0	0	0	0	0		
		OBC	0	0	0	0	0	17	26	0	0	0	0	2	0	0	0	0	2	0	0	0	0	0	0	0	0		
31	Lecturer- Economics, College Education Deptt.	SBC	0	0	0	0	0	0	0	0	0	0	0	0	0	0	0	0	0	0	0	0	0	0	0	0	0	2	
		Gen.	3	0	0	0	0	40	118	0	4	0	0	7	0	0	0	0	9	0	0	0	3	0	0	0	0		
		T	36	10	1	0	0	1436	1120	7	0	0	0	107	62	0	0	0	104	61	2	0	0	30	14	1	0		0
		SC	5	1	0	0	0	232	121	0	0	0	0	11	3	0	0	0	12	3	0	0	0	6	1	0	0		0
		ST	7	2	0	0	0	178	83	0	0	0	0	18	8	0	0	0	18	8	0	0	0	7	2	0	0		0
32	Lecturer- Psychology, College Education Deptt.	OBC	7	2	0	0	0	419	297	2	0	0	0	44	23	0	0	0	45	23	0	0	0	12	5	0	0	0	0
		SBC	0	0	0	0	0	0	0	0	0	0	0	0	0	0	0	0	0	0	0	0	0	0	0	0	0		
		Gen.	17	5	1	0	0	607	619	5	0	0	0	34	28	0	0	0	29	27	2	0	0	5	6	1	0	0	
		T	3	0	0	0	0	77	204	1	3	0	0	2	7	0	0	0	2	7	0	0	0	0	3	0	0	0	
		SC	0	0	0	0	0	24	28	0	0	0	0	1	0	0	0	0	1	0	0	0	0	0	0	0	0		
33	Lecturer- Public Administration, College Education Deptt.	ST	0	0	0	0	0	8	11	0	0	0	0	1	0	0	0	0	1	0	0	0	0	0	0	0	0	0	
		OBC	0	0	0	0	0	9	28	0	0	0	0	0	2	0	0	0	0	2	0	0	0	0	1	0	0		0
		SBC	0	0	0	0	0	1	1	0	0	0	0	0	0	0	0	0	0	0	0	0	0	0	0	0	0		
		Gen.	3	0	0	0	0	35	136	1	3	0	0	0	5	0	0	0	0	5	0	0	0	0	2	0	0		0
		T	14	3	1	0	0	753	439	2	10	0	0	15	27	0	0	0	39	9	0	0	0	13	4	0	0		0
34	Lecturer- Sanskrit, College Education Deptt.	SC	1	0	0	0	0	142	74	0	3	0	0	1	2	0	0	0	3	3	0	0	0	1	0	0	0	1	
		ST	0	0	0	0	0	124	42	0	1	0	0	3	0	0	0	0	3	1	0	0	0	0	0	0	0		
		OBC	3	0	0	0	0	220	105	0	2	0	0	11	3	0	0	0	12	3	0	0	0	5	2	0	0		0
		SBC	0	0	0	0	0	12	2	0	0	0	0	0	0	0	0	0	0	0	0	0	0	0	0	0	0		
		Gen.	10	3	1	0	0	255	216	2	4	0	0	0	22	0	0	0	21	2	0	0	0	7	2	0	0		0
35	Lecturer- Mathematics, College Education Deptt.	T	49	18	0	0	0	4140	2873	17	29	0	0	139	50	6	1	0	148	51	7	1	0	46	15	3	1	0	2
		SC	7	3	0	0	0	659	256	0	1	0	0	19	8	0	0	0	21	8	0	0	0	7	3	0	0	0	
		ST	4	1	0	0	0	456	244	2	2	0	0	9	3	1	0	0	11	3	0	0	0	3	1	0	0	0	
		OBC	10	3	0	0	0	1041	815	5	6	0	0	33	11	1	0	0	39	11	3	0	0	16	4	0	0	0	
		SBC	0	0	0	0	0	0	0	0	0	0	0	2	0	0	0	0	0	0	0	0	1	0	0	0	0		

S. NO.	Name of Department/Post	Cat.	No. of Post					Application Received					Called for Interview					Appeared					Selected					
			M	F	WD	DV	EX-Service men	PD OA/OL/BL/LV Horizontal	M	F	WD	DV	EX-Service men	PD OA/OL/BL/LV Horizontal	M	F	WD	DV	EX-Service men	PD OA/OL/BL/LV Horizontal	M	F	WD	DV	EX-Service men	PD OA/OL/BL/LV Horizontal		
36	Lecturer- Drawing, College Education Deptt.	T	7	1	0	0	0	19	8	0	0	0	16	8	0	0	0	18	8	0	0	0	4	3	0	0	0	0
		SC	0	0	0	0	0	2	0	0	0	0	1	0	0	0	0	1	0	0	0	0	0	0	0	0		
		ST	1	0	0	0	0	4	1	0	0	0	4	1	0	0	0	4	1	0	0	0	2	0	0	0	0	
		OBC	1	0	0	0	0	7	1	0	0	0	7	1	0	0	0	7	1	0	0	0	1	0	0	0	0	
		SBC	0	0	0	0	0	0	0	0	0	0	0	0	0	0	0	0	0	0	0	0	0	0	0	0	0	
		Gen.	5	1	0	0	0	6	6	0	0	0	4	6	0	0	0	6	6	0	0	0	1	3	0	0	0	
37	Sr. Demonstrator Micro-Biology, Medical Education Deptt.	T	43	14	2	0	0	411	325	0	0	0	80	91	0	0	0	40	71	0	0	0	20	36	0	0	0	1
		SC	7	2	0	0	0	49	30	0	0	0	15	11	0	0	0	5	8	0	0	0	5	3	0	0	0	
		ST	5	2	0	0	0	24	19	0	0	0	5	13	0	0	0	0	8	0	0	0	0	6	0	0	0	
		OBC	9	3	0	0	0	109	62	0	0	0	23	12	0	0	0	9	8	0	0	0	5	8	0	0	0	
		SBC	0	0	0	0	0	3	3	0	0	0	0	0	0	0	0	0	0	0	0	0	0	0	0	0	0	
		Gen.	22	7	2	0	0	226	211	0	0	0	37	55	0	0	0	26	47	0	0	0	10	19	0	0	0	
Grand Total	T	452	118	10	0	0	22947	11894	41	68	0	1894	662	14	1	0	1383	561	12	1	0	360	191	6	1	0	13	
	SC	74	17	1	0	0	3269	1216	1	4	0	219	80	1	0	0	181	60	1	0	0	63	28	1	0	0		
	ST	57	16	1	0	0	2032	781	2	4	0	160	70	1	0	0	139	57	0	0	0	49	25	0	0	0		
	OBC	86	18	0	0	0	7696	3432	12	16	0	661	170	4	0	0	568	147	3	0	0	138	58	0	0	0		
	SBC	0	0	0	0	0	219	32	0	0	0	5	0	0	0	0	4	0	0	0	0	4	0	0	0	0		
	Gen.	235	67	8	0	0	9731	6433	26	44	0	849	342	8	1	0	491	297	8	1	0	106	80	5	1	0		

APENDIX VII-D**Posts Advertised but Selections remained Incomplete during the year**

S. No.	Name of Department/Post	No. of Posts	Pay Scale of the Post
	College Education Department		
1	Lecturer – English Literature	93	15600 – 39100 (GP – 6000/-)
2	Lecturer – Geography	100	15600 – 39100 (GP – 6000/-)
3	Lecturer – Hindi Literature	69	15600 – 39100 (GP – 6000/-)
4	Lecturer – Political Science	94	15600 – 39100 (GP – 6000/-)
5	Lecturer – Sociology	37	15600 – 39100 (GP – 6000/-)
6	Lecturer – Physics	61	15600 – 39100 (GP – 6000/-)
7	Lecturer – A.B.S.T.	45	15600 – 39100 (GP – 6000/-)
8	Lecturer – E.A.F.M.	69	15600 – 39100 (GP – 6000/-)
9	Lecturer – Law	86	15600 – 39100 (GP – 6000/-)
10	Lecturer – Music (Vocal)	1	15600 – 39100 (GP – 6000/-)
11	Lecturer – Music (Instrumental)	8	15600 – 39100 (GP – 6000/-)
12	Lecturer – History	94	15600 – 39100 (GP – 6000/-)
13	Lecturer – Library Science	1	15600 – 39100 (GP – 6000/-)
14	Lecturer – Sindhi	1	15600 – 39100 (GP – 6000/-)
15	Lecturer – Botany	74	15600 – 39100 (GP – 6000/-)
16	Lecturer – Chemistry	97	15600 – 39100 (GP – 6000/-)
17	Lecturer – Computer Science (Science Faculty)	8	15600 – 39100 (GP – 6000/-)
18	Lecturer – Zoology	8	15600 – 39100 (GP – 6000/-)
19	Lecturer – Textile Dying & Printing (Arts Faculty)	1	15600 – 39100 (GP – 6000/-)
20	Lecturer - Home Science Home Management	2	15600 – 39100 (GP – 6000/-)
21	Lecturer - Home Science Education Extension	2	15600 – 39100 (GP – 6000/-)
22	Lecturer - Home Science Clothing Textile	2	15600 – 39100 (GP – 6000/-)
23	Lecturer - Sarangi Instrumental	1	15600 – 39100 (GP – 6000/-)
	Agriculture Department		
24	Agriculture Research Officer (Horticulture)	7	15600 – 39100 (GP – 5400/-)
25	Asstt. Agriculture Officer (Non TSP)	257	9300 – 34800 (GP – 4200/-)
26	Asstt. Agriculture Officer (TSP)	33	9300 – 34800 (GP – 4200/-)
27	Statistical Officer- (Agriculture)	12	9300 – 34800 (GP – 4200/-)

S. No.	Name of Department/Post	No. of Posts	Pay Scale of the Post
	Technical Education Department		
28	Lecturer - Civil Engineering	27	15600 – 39100 (GP – 5400/-)
29	Lecturer - Mechanical Engineering	58	15600 – 39100 (GP – 5400/-)
30	Lecturer - Electrical Engineering	76	15600 – 39100 (GP – 5400/-)
31	Lecturer - Computer Engineering	46	15600 – 39100 (GP – 5400/-)
32	Lecturer - Chemical Engineering	5	15600 – 39100 (GP – 5400/-)
33	Lecturer - Costume Design & Dress Making	9	15600 – 39100 (GP – 5400/-)
	Factories & Boilers Department		
34	Inspector (F & B)	18	15600 – 39100 (GP – 5400/-)
35	Inspector- Factories (Chemistry)	1	15600 – 39100 (GP – 5400/-)
	Mines & Geology Department		
36	Senior Chemist	1	15600 – 39100 (GP – 6600/-)
37	Chemist	1	15600 – 39100 (GP – 5400/-)
38	Geologist	14	15600 – 39100 (GP – 5400/-)
	Town Planning Department		
39	Town Planning Asstt.	3	9300 – 34800 (GP – 4200/-)
	Medical Education Department		
40	Occupational Therapist	7	9300 – 34800 (GP – 4200/-)
41	Physiotherapist	30	9300 – 34800 (GP – 4200/-)
	Total	1559	

APPENDIX VII-E

Screening tests conducted for short listing the candidates (2017-18)

S.No.	Name of Department /Post	No. of Posts	Applied	Date of Examination	Appeared
	Factories & Boilers Department				
1	INSPECTOR FACTORIES CHEMISTRY SCREENING TEST 2015	1	88	20/09/17	34
	Factories & Boilers Department				
2	INSPECTOR (FACTORIES & BOILERS) SCREENING TEST 2015	18	551	20/09/17	293
	Total	19	639		327

APPENDIX- VII-F

List of Posts for which Requisitions were Cancelled after Advertisement but before Interview during the year 2017-18

S. No.	Name of the Department/Posts	No. of Posts	Pay Scale in Rupees
NIL			

APPENDIX- VII-G

Posts for which Interview were held but Candidates were not found Sutable during the year 2017-18

S. No.	Name of the Department/Posts	No. of Posts	Pay Scale in Rupees
NIL			

APPENDIX- VII-H

Posts for which Candidates Recommended from the Reserve List

S. No.	Name of the Department/Posts	No. of Posts
1.	Assistant Professor- Anesthesiology, Medical Education Deptt.	01
2.	Assistant Professor- Cardiology, Medical Education Deptt.	02
3.	Senior Demonstrator- Biochemistry, Medical Education Deptt.	01
4.	Senior Demonstrator- Pharmacology, Medical Education Deptt.	01
5.	Senior Demonstrator- Microbiology, Medical Education Deptt.	02
6.	Senior Demonstrator- Pathology, Medical Education Deptt.	17
7.	Senior Demonstrator- P&SM, Medical Education Deptt.	01
8.	Senior Demonstrator- Anatomy Medical Education Deptt.	02
9.	Assistant Engineering (Civil), Ground Water Deptt.	01
10.	Statistical Officer, Planning Department	01
11.	Lecturer (Electronics Engineering), Technical Education Department	07
12.	Assistant Agri. Research Officer (Plant Pathology) Agriculture Deptt.	02
	Total	38

APPENDIX- VII-I

Posts Advertised, but None of the Applicants Applied

S. No.	Name of the Department/Posts	No. of Posts	Pay Scale in Rupees
NIL			

APPENDIX- VII-J

Posts for which Interview were Fixed but None of the Candidates were Present

S. No.	Name of the Department/Posts	No. of Posts	Pay Scale in Rupees
NIL			

APPENDIX VIII-A

**Details Showing Department wise position of Physically Disabled Candidates
Recommended against the Posts Reserved for them**

S. No.	Department	No. of Posts	Applications	Interview		Selected
				Called	Appeared	
	Medical Education Department					
1	Assistant Professor- Geriatrics	01	01	01	-	-
2	Assistant Professor- General Medicine	02	09	06	05	02
3	Assistant Professor- Paediatrics	01	07	03	03	01
4	Assistant Professor- OBST & Gynaecology	01	-	-	-	-
5	Assistant Professor- Neurology	01	-	-	-	-
6	Sr. Demonstrator- Anatomy	01	04	01	-	-
7	Sr. Demonstrator- Microbiology	02	05	02	01	01
8	Psychological Counsellor	01	03	-	-	-
	College Education Department					
9	Lecturer-Economics	02	54	04	05	02
10	Lecturer- Psychology	01	01	-	-	-
11	Lecturer- Public Administration	01	-	-	-	-
12	Lecturer- Sanskrit	01	108	04	04	01
13	Lecturer- Mathematics	02	18	02	02	02
14	Lecturer- Drawing	01	19	02	01	00
15	Lecturer-Urdu	01	40	02	02	01
16	Lecturer-Philosophy	01	11	-	-	-
	Agriculture Department					
17	Agriculture Research Officer (Entomology)	01	04	-	-	-
18	Asst. Agriculture Research Officer (Entomology)	01	04	-	-	-
19	Agriculture Research Officer (Plant Pathology)	01	05	01	-	-
20	Asst. Agriculture Research Officer (Plant Pathology)	01	04	01	-	-
21	Agriculture Officer	01	52	-	-	-
22	Asst. Agriculture Research Officer (Botany)	01	03	01	-	-
23	Agriculture Research Officer (Agri. Botany)	01	03	-	-	-
24	Agriculture Research Officer (Agronomy)	01	14	03	03	-
25	Asst. Agriculture Research Officer (Agronomy)	01	11	05	04	-
	Mines & Geology Department					
26	Junior Geophysicist	01	02	-	-	-
	Technical Education Department					
27	Lecturer Chemistry	-	22	03	03	01
28	Lecturer Physics	-	04	02	01	01
29	Vice Principle/ Sup. ITI	01	39	01	02	01
	Total	31	447	44	36	13

APPENDIX VIII-B

**Details of Posts Reserved for Scheduled Castes, Scheduled Tribes and Other
Backward Classes Candidates for which, No Candidates Applied**

S.No.	Name of Department/Post	No. of post reserved for		
		SC	ST	OBC
NIL				

APPENDIX IX

Chronic Cases – Delay in Regularising the cases of *Adhoc*/Temporary Appointments

S.No.	Name of Department/Post	Number of incumbents
1.	<u>Medical & Health</u> Medical Officer	256
	Total	256

NOTE :- The Government has been informed of the non-consent of the Commission regarding extension in term of temporary appointment of the above Medical Officers. No information was received regarding the decision taken by the State Government. Hence, the position of the above case is not clear.

APPENDIX X

Cases Of Temporary Appointments Made By The Government against Promotion Quota And concurred to by the Commission

S.No.	Name of Department/Post	Number of Persons
1	<u>Education (Gr-2) Department</u>	
	1. Lecturer & Other (Various Subjects) Sr. Sec. School	96
	Total	96

APPENDIX XI

Cases of Temporary Appointments Made By The Government against Direct Recruitment's Quota Posts and concurred to by the Commission

S.No.	Name of Department/Post	Number of Persons
1.	<u>Medical Education (Gr-1) Department</u>	
	(i) Assistant Professor & Senior Demonstrator & Biochemist (Various Subjects) Medical College, Bikaner.	64
	(ii) Assistant Professor & Senior Demonstrator (Various Subjects) Medical College, Ajmer.	43
	(iii) Assistant Professor & Senior Demonstrator (Various Subject) Medical College, Jodhpur.	78
	(iv) Assistant Professor & Senior Demonstrator (Various Subject) Medical College, Jaipur.	70
	(v) Assistant Professor & Senior Demonstrator (Various Subject) Medical College, Kota.	13
	(vi) Assistant Professor & Senior Demonstrator (Various Subject) Medical College, Udaipur.	39
	(vii) Assistant Professor & Senior Demonstrator & Biochemist (Various Subject) Medical College, Udaipur.	42
	(viii) Assistant Professor & Senior Demonstrator (Various Subject) Medical College, Ajmer.	40
	(ix) Assistant Professor & Senior Demonstrator & Biochemist (Various Subject) Medical College, Bikaner.	68
	(x) Assistant Professor & Senior Demonstrator Medical College Kota & Udaipur.	02
	(xi) Assistant Professor & Senior Demonstrator (Various Subject) Medical College Kota.	66
2.	<u>Animal Husbandry Department</u>	
	1. Veterinary Officer	223
	Total	748

APPENDIX XII

**Cases of Temporary Appointments made by the Government against
Direct Recruitment and Promotion Quota Posts, which remained pending for want of Information**

S.No.	Name of Department/Post	Number of persons involved	
		Direct recruitment quota	Promotion quota
1	Education (Gr-2) Department	-	29
2	Medical Education (Gr-1) Department 1. Assistant Professor, Senior Demonstrator & Biochemist (Various Subject) Medical College, Bikaner	56	-
	Total	56	29

APPENDIX XIII

Draft Amendments to Rules/Schedules relating to various Services Rules dealt with by the Commission

S. No.	Name of Service Rules	No. of Amendments	
		Rule (s)	Schedule(s)
	State Services		
1	The Rajasthan Sanskrit Education State & Subordinate Service(School Branch) Rules,2015	-	2
2	The Rajasthan Jails Service Rules, 1959	-	1
3	The Rajasthan Education (Collegiate Branch) Service Rules, 1986	12	1*
4	The Rajasthan Archeology and Museum Service Rules,1960	-	1
5	The Rajasthan Animal Husbandry Service Rules, 1963	3	-
6	The Rajasthan Language & Library (State and Subordinate) Service Rules,2013	-	1
7	The Rajasthan Ayurvedic, Unani, Homoeopathy Service Rules, 1973	-	1
8	The Rajasthan Medical & Health Service Rules, 1963	2	2
9	The Rajasthan Town Planning Service Rules, 1966	-	1*
10	The Rajasthan Judicial Service Rules, 2010	2	2
	Subordinate Services		
11	Rajasthan Secretariat Ministerial Staff Rules,1970	2	1
12	The Rajasthan Excise Subordinate Service (General Branch) Rules,1974	1	1
13	Rajasthan Animal Husbandry Subordinate Service Rules, 1977	-	1
14	The R.P.S.C (Ministerial and Subordinate Services) Rules & Regulations,1999	7	3+1*

S. No.	Name of Service Rules	No. of Amendments	
		Rule (s)	Schedule(s)
15	The Rajasthan Subordinate Offices Ministerial Service Rules, 1999	14	5
16	Rajasthan Medical & Health Subordinate Service Rules, 1965	-	2
17	Rajasthan Civil Services (Absorption of ex-service personnel) Rules, 1988	20	2*
	Miscellaneous		
18	Amendment in the Various Service Rules regarding provided that the person appeared or appearing in the final year examination of the Class which is the requisite educational qualification for direct Recruitment post	1	-
19	Amendment in Various Service Rules regarding relaxation in the experience prescribed for promotion to higher posts.	1	-
20	Amendment in the Various Service Rules regarding upper age limit.	1	6
21	The Rajasthan out of turn appointment to Sports medal Winners Rules, 2016		
22	Amendment in the Various Service Rules, regarding marks in interview.		
23	Reduction in year from 5 to 3 after birth of third child.		
	GRAND TOTAL	66	29+5*

* Addition/ Substitution/ deletion of the entire Schedule.

APPENDIX XIV

Draft New Rules relating to various Services dealt with by the Commission

S.No.	Name of Service Rules
	<u>State</u>
1.	The draft of the Rajasthan Circuit Houses (State and Subordinate) Services Rules, 2018
2.	The draft of the Rajasthan Registration and Stamps (State and Subordinate) Services Rules, 2017 (Under Process)
3.	The draft of the Rajasthan Sanskrit Education Service (Collegiate Branch) Rules, 2015
4.	The draft of the Rajasthan Maulana Abul Kalam Azad Arabic and Persian Research Institute State and Subordinate Service Rules, 2015 (Under Process)
5.	The draft of the Rajasthan Home Guards Subordinate Service Rules, 2017 (Under Process)

APPENDIX XV

New Service Rules or Amendments to Rules relating to various Services Promulgated by the Government

S.No.	Name of Service Rules
1	Amendment in Rajasthan Technical Education (Engineering) Service Rules, 2010
2	Amendment in Rajasthan Medical and Health Service Rules, 1963
3	Amendment in Rajasthan Librarians and Physical Training Instructors Service (Collegiate Branch) Rules, 1980
4	Amendment in Rajasthan Agriculture Subordinate Service Rules, 1978
5	Amendment in Rajasthan Legal (State and Subordinate) Service Rules, 1981
6	Amendment in Rajasthan Educational Subordinate Service Rules, 1971
7	Amendment in Rajasthan State and Subordinate Service (Direct Recruitment by Combined Competitive Examination), Rules, 1999
8	Amendment in Rajasthan Food & Civil Supplies Service Rules, 1976
9	The Rajasthan out of turn Appointment to Sports Medal Winners Rules, 2017
10	Amendment in various service Rules- for considering quantum of relaxation in experience for promotion by Committee headed By Chief Secretary
11	Amendment in Rajasthan Subordinate Courts Ministerial Establishment Rules, 1986
12	Amendment in Rajasthan Subordinate Offices Ministerial Service Rules, 1999 (Regarding Adhoc Promotion)
13	Amendment in Rajasthan Subordinate Offices Ministerial Service Rules, 1999
14	Amendment in various Service Rules regarding number of Children
15	Amendment in Rajasthan Educational Service (Collegiate Branch) Rules, 1986
16	Amendment in Rajasthan Scheduled Areas Subordinate, Ministerial and Class-IV Service (Recruitment and Other Service Conditions) Rules, 2014
17	Amendment in Rajasthan Ayurvedic, Unani, Homoeopathy and Naturopathy Service Rules, 1973
18	Amendments in Rajasthan Medical and Health Subordinate Service Rules, 1965
19	The Rajasthan Minority Affairs- State and Subordinate -Service Rules, 2017
20	Amendments in Rajasthan District Courts Ministerial Establishment Rules, 1986
21	Amendments in Rajasthan Judicial Service Rules, 2010
22	Notification regarding upper age limit to 40 years in various services
23	Amendments in Rajasthan Transport Subordinate Service Rules, 1963
24	Amendments in Rajasthan Sanskrit Education State and Subordinate Service (School Branch) Rules, 2015

APPENDIX XVI

Cases of Recognition of Degree/Diploma/Certificate Examination etc dealt with by the Commission

S.No.	Name of Degree/Diploma etc.
NIL	

APPENDIX XVII

List of Cases referred to the Commission for Appointment to various Posts under Compassionate Appointment of Dependants of Deceased / Permanently Incapacitated Armed Forces Service Personnel /Para Military Personnel

S.No.	Name and Designation of the Deceased /Permanently incapacitated Armed Forces/Para Military Personnel and unit	Date of Death	Dependant to be appointed	Post on which to be appointed	Remarks
1.	Late Shahid Shri Kammod Singh, Sep., Punjab Regm.	12-07-96	Ku. Rakhi Singh, Daughter	T.R.A	Under correspondence reply is still awaited from Registrar, Board of Revenue, Rajasthan, Ajmer.
2.	Late Shahid Shri Prem Singh, Naik, 54RR (Madras)	11-08-16	Smt. Raina, Wife	Jr. Accountant	Under correspondence reply is still awaited from Director, Treasury&Accounts Deptt., Rajasthan, Jaipur.

Appendix -XVIII

Examination/Interviews conducted and recommendations sent during the year (2017-18)

S. NO.	Name of Department/Post	Cat.	No. of Post			Total Application (Admitted)			Candidate appeared			Qualified for Int./ II Stage Exam./Selected			Interviewed			Recommended		
			M	F	T	M	F	T	M	F	T	M	F	T	M	F	T	M	F	T
1	Raj. State & Subordinate Services Combined Competitive (Pre.) Exam, 2016	T	531	194	725	287755	120903	408558	216925	86736	303661									
		SC	84	28	112	59831	22323	82154	45673	15758	61431									
		ST	74	26	100	44778	17236	62014	33606	12223	45829									
		OBC	104	36	140	97500	43353	140853	77491	32272	109763									
		SBC	0	0	0	11047	2463	13510	9238	1877	11115									
2	Raj. State & Subordinate Services Combined Competitive (Main) Exam, 2016	Gen.	269	104	373	74599	35528	110127	50917	24606	75523									
		T				11799	3837	15636	9732	3216	12948	1324	476	1800	1267	460	1727	1211	448	1659
		SC				1287	434	1721	1127	375	1502	172	57	229	167	55	222	163	54	217
		ST				1132	401	1533	1022	360	1382	151	54	205	144	51	195	141	50	191
		OBC				5170	1454	6624	4114	1146	5260	496	118	614	479	115	594	450	111	561
3	Raj. State & Subordinate Services Combined Competitive (Pre.) Exam, 2013	SBC				412	119	531	356	104	460	1	0	1	0	0	0	0	0	0
		Gen.				3798	1429	5227	3113	1231	4344	504	247	751	477	239	716	457	233	690
		T	712	278	990	293448	114425	407873	133034	38371	171405									
		SC	121	48	169	57596	19331	76927	28923	6835	35758									
		ST	76	29	105	46800	15612	62412	23118	5753	28871									
4	Raj. State & Subordinate Services Combined Competitive (Pre.) Exam, 2013	OBC	142	55	197	89984	38013	127997	47444	14213	61657									
		SBC	6	0	6	7763	1502	9265	4758	620	5378									
		Gen.	367	146	513	91305	39967	131272	28791	10950	39741									
		T				22722	7589	30311	18588	6224	24812	1924	614	2538	2029	642	2671	1718	585	2303
		SC				2559	1029	3588	2136	870	3006	261	98	359	269	100	369	254	97	351
5	Raj. State & Subordinate Services Combined Competitive (Main) Exam, 2013	ST				2142	633	2775	1838	556	2394	156	59	215	164	60	224	141	54	195
		OBC				10547	3218	13765	8431	2519	10950	748	141	889	785	155	940	609	128	737
		SBC				923	110	1033	798	95	893	43	3	46	52	4	56	36	2	38
		Gen.				6551	2599	9150	5385	2184	7569	716	313	1029	759	323	1082	678	304	982
		School Lecturer (Sec. Edu. Deptt.) Exam, 2013																		
6	Coach Volleyball	T	0	1	1	10	7	17	6	5	11	Selection is based on Written Examination			Online Examination Result Has Not Been Declared					
		SC	0	0	0	0	0	0	0	0	0									
		ST	0	0	0	0	0	0	0	0	0									
		OBC	0	0	0	7	5	12	4	5	9									
		SBC	0	0	0	0	0	0	0	0	0									
7	Coach Football	Gen.	0	1	1	3	2	5	2	0	2	Selection is based on Written Examination			Online Examination Result Has Not Been Declared					
		T	1	0	1	14	1	15	12	0	12									
		SC	0	0	0	1	0	1	1	0	1									
		ST	0	0	0	1	0	1	1	0	1									
		OBC	0	0	0	4	0	4	3	0	3									
8	Coach Football	SBC	0	0	0	1	0	1	1	0	1									
		Gen.	1	0	1	7	1	8	6	0	6									
		T																		
		SC																		
		ST																		

S. NO.	Name of Department/Post	Cat.	No. of Post			Total Application (Admitted)				Candidate appeared				Qualified for Int./ II Stage Exam./Selected				Interviewed			Recommended		
			M	F	T	M	F	T	M	F	T	M	F	T	M	F	T	M	F	T			
7	Coach Athletics	T	1	0	1	31	3	34	17	1	18												
		SC	0	0	0	2	0	2	1	0	1												
		ST	0	0	0	2	0	2	1	0	1												
		OBC	0	0	0	22	3	25	11	1	12												
		SBC	0	0	0	0	0	0	0	0	0												
		Gen.	1	0	1	5	0	5	4	0	4												
8	Coach Handball	T	1	0	1	13	4	17	9	2	11												
		SC	0	0	0	0	0	0	0	0	0												
		ST	0	0	0	0	0	0	0	0	0												
		OBC	0	0	0	5	2	7	3	1	4												
		SBC	0	0	0	0	0	0	0	0	0												
		Gen.	1	0	1	8	2	10	6	1	7												
9	Assistant Soil Conservator Officer (Agriculture) 2011	T	1	0	1	101	8	109															
		SC	0	0	0	16	1	17															
		ST	0	0	0	8	0	8															
		OBC	0	0	0	13	1	14															
		SBC	0	0	0	0	0	0	0	0	0												
		Gen.	1	0	1	64	6	70															
10	Assistant Soil Conservator Officer (Engineering) 2011	T	3	0	3	175	17	192															
		SC	1	0	1	43	2	45															
		ST	0	0	0	7	0	7															
		OBC	0	0	0	22	3	25															
		SBC	0	0	0	1	0	1															
		Gen.	2	0	2	102	12	114															
11	Analyst cum Programmer Exam,2014	T	22	7	29	3933	700	4633	1700	272	1972	48	10	58									
		SC	4	1	5	422	58	480	195	16	211	10	0	10									
		ST	5	1	6	190	28	218	97	7	104	12	0	12									
		OBC	5	2	7	939	151	1090	444	66	510	16	6	22									
		SBC	0	0	0	28	8	36	16	6	22	0	0	0									
		Gen.	8	3	11	2354	455	2809	948	177	1125	10	4	14									
	School Lecturer (Sec. Edu. Deptt.) Exam, 2015																						
12	Hindi	T	2217	946	3163	66657	87273	153930	66109	86680	152789	2108	1056	3164									
		SC	397	169	566	14790	13305	28095	14666	13181	27847	447	176	623									
		ST	280	119	399	9282	8592	17874	9208	8531	17739	292	128	420									
		OBC	465	199	664	25004	34481	59485	24777	34232	59009	1021	511	1532									
		SBC	111	47	158	2387	1343	3730	2364	1341	3705	72	13	85									
		Gen.	964	412	1376	15194	29552	44746	15094	29395	44489	276	228	504									
13	Geography	T	836	355	1191	21935	15348	37283	21791	15247	37038	835	356	1191									
		SC	145	61	206	4280	1716	5996	4254	1704	5958	163	67	230									
		ST	92	39	131	2756	1143	3899	2743	1131	3874	107	44	151									
		OBC	175	75	250	8542	7729	16271	8469	7679	16148	425	194	619									
		SBC	42	17	59	907	290	1197	901	289	1190	30	2	32									
		Gen.	382	163	545	5450	4470	9920	5424	4444	9868	110	49	159									

S.NO.	Name of Department/Post	Cat.	No. of Post			Total Application (Admitted)			Candidate appeared			Qualified for Int./ II Stage Exam./Selected			Interviewed			Recommended		
			M	F	T	M	F	T	M	F	T	M	F	T	M	F	T	M	F	T
14	Rajasthani	T	7	1	8	1306	470	1776	1299	463	1762	7	1	8	7	1	8	7	1	8
		SC	0	0	0	207	44	251	204	43	247	0	0	0	0	0	0	0	0	0
		ST	2	0	2	85	26	111	85	26	111	2	0	2	2	0	2	2	0	2
		OBC	1	0	1	782	258	1040	777	254	1031	5	1	6	5	1	6	5	1	6
		SBC	0	0	0	14	2	16	14	2	16	0	0	0	0	0	0	0	0	0
		Gen.	4	1	5	218	140	358	219	138	357	0	0	0	0	0	0	0	0	0
15	Sociology	T	10	1	11	4502	7258	11760	4486	7242	11728	6	5	11	6	4	10	6	4	10
		SC	2	0	2	1140	1310	2450	1136	1306	2442	1	1	2	1	1	2	1	1	2
		ST	1	0	1	698	646	1344	694	646	1340	1	0	1	1	0	1	1	0	1
		OBC	2	0	2	1680	2594	4274	1672	2585	4257	3	2	5	3	2	5	3	2	5
		SBC	0	0	0	109	99	208	109	99	208	0	0	0	0	0	0	0	0	0
		Gen.	5	1	6	875	2609	3484	875	2606	3481	1	2	3	1	2	3	1	2	3
16	Drawing	T	98	38	136	1769	1777	3546	1750	1761	3511	96	40	136	96	40	136	92	39	131
		SC	13	5	18	360	193	553	354	192	546	24	6	30	24	6	30	24	6	30
		ST	8	3	11	125	67	192	126	64	190	10	4	14	10	4	14	10	4	14
		OBC	21	8	29	494	469	963	489	462	951	47	15	62	47	15	62	48	14	62
		SBC	5	1	6	43	20	63	42	20	62	6	1	7	6	1	7	1	0	1
		Gen.	51	21	72	747	1028	1775	739	1023	1762	9	14	23	9	14	23	9	15	24
17	English	T	604	256	860	20838	24545	45383	20699	24408	45107	539	321	860	532	304	836	532	304	836
		SC	93	39	132	3892	2194	6086	3856	2182	6038	98	39	137	97	34	131	97	34	131
		ST	33	14	47	1862	1169	3031	1847	1164	3011	32	18	50	32	17	49	32	17	49
		OBC	127	54	181	7892	8311	16203	7831	8250	16081	277	136	413	272	130	402	272	130	402
		SBC	31	12	43	564	271	835	557	268	825	11	2	13	11	1	12	11	1	12
		Gen.	320	137	457	6628	12600	19228	6608	12544	19152	121	126	247	120	122	242	120	122	242
18	Sanskrit	T	251	105	356	25464	29212	54676	25336	29088	54424	250	106	356	244	101	345	244	101	345
		SC	35	15	50	4573	2840	7413	4544	2825	7369	39	15	54	37	15	52	37	15	52
		ST	37	15	52	3641	2920	6561	3624	2902	6526	43	15	58	43	13	56	43	13	56
		OBC	52	22	74	7499	9865	17364	7468	9824	17292	91	36	127	89	35	124	89	35	124
		SBC	12	5	17	821	506	1327	812	503	1315	10	2	12	10	2	12	10	2	12
		Gen.	115	48	163	8930	13081	22011	8888	13034	21922	67	38	105	65	36	101	65	36	101
19	History	T	1380	588	1968	46528	26487	73015	46224	26324	72548	1380	588	1968	1354	570	1924	1354	570	1924
		SC	224	95	319	9587	4286	13873	9522	4255	13777	245	103	348	241	101	342	241	101	342
		ST	178	76	254	6230	2445	8675	6199	2419	8618	203	81	284	199	76	275	199	76	275
		OBC	289	123	412	18357	11301	29658	18228	11235	29463	672	269	941	662	260	922	662	260	922
		SBC	69	29	98	1441	414	1855	1432	412	1844	33	15	48	33	15	48	33	15	48
		Gen.	620	265	885	10913	8041	18954	10843	8003	18846	227	120	347	219	118	337	219	118	337
20	Physics	T	577	245	822	3807	2331	6138	3775	2316	6091	582	240	822	542	225	767	542	225	767
		SC	63	27	90	337	110	447	333	109	442	69	29	98	64	27	91	64	27	91
		ST	47	19	66	129	26	155	127	26	153	52	14	66	40	11	51	40	11	51
		OBC	120	51	171	1286	800	2086	1275	788	2063	304	116	420	295	108	403	295	108	403
		SBC	29	12	41	49	5	54	49	5	54	6	1	7	4	0	4	4	0	4
		Gen.	318	136	454	2006	1390	3396	1991	1388	3379	151	80	231	139	79	218	139	79	218

S.NO.	Name of Department/Post	Cat.	No. of Post			Total Application (Admitted)			Candidate appeared			Qualified for Int./ II Stage Exam./Selected			Interviewed			Recommended		
			M	F	T	M	F	T	M	F	T	M	F	T	M	F	T	M	F	T
21	Maths	T	196	80	276	7984	5549	13533	7937	5525	13462	191	85	276				186	81	267
		SC	34	14	48	820	301	1121	816	298	1114	34	15	49				33	15	48
		ST	25	10	35	448	128	576	443	128	571	25	11	36				23	10	33
		OBC	40	17	57	3201	1963	5164	3174	1955	5129	91	25	116				91	22	113
		SBC	10	3	13	130	43	173	129	42	171	1	0	1				1	0	1
		Gen.	87	36	123	3385	3114	6499	3375	3102	6477	40	34	74				38	34	72
22	Home Science	T	77	30	107	48	3037	3085	47	3025	3072	4	103	107				4	103	107
		SC	5	2	7	10	247	257	10	245	255	1	8	9				1	8	9
		ST	4	1	5	6	106	112	6	105	111	0	5	5				0	5	5
		OBC	16	6	22	20	819	839	19	813	832	3	40	43				3	40	43
		SBC	4	1	5	3	33	36	3	34	37	0	0	0				0	0	0
		Gen.	48	20	68	9	1832	1841	9	1828	1837	0	50	50				0	50	50
23	Chemistry	T	562	237	799	10655	9937	20592	10561	9884	20445	448	351	799				427	354	781
		SC	71	30	101	1603	915	2518	1588	907	2495	73	38	111				72	34	106
		ST	54	22	76	849	380	1229	840	378	1218	42	39	81				42	37	79
		OBC	117	50	167	4231	4134	8365	4190	4114	8304	215	176	391				214	172	386
		SBC	28	11	39	186	78	264	184	78	262	4	2	6				4	2	6
		Gen.	292	124	416	3786	4430	8216	3759	4407	8166	114	96	210				95	109	204
24	Biology	T	421	177	598	8209	10870	19079	8146	10805	18951	358	240	598				347	231	578
		SC	61	25	86	1629	1259	2888	1614	1246	2860	69	28	97				67	28	95
		ST	45	19	64	806	588	1394	795	581	1376	44	21	65				44	21	65
		OBC	88	37	125	2902	4023	6925	2877	3998	6875	177	115	292				171	108	279
		SBC	21	8	29	132	89	221	130	88	218	1	2	3				1	2	3
		Gen.	206	88	294	2740	4911	7651	2730	4892	7622	67	74	141				64	72	136
25	Commerce	T	140	57	197	10495	8704	19199	10445	8654	19099	139	58	197				138	58	196
		SC	6	2	8	1484	622	2106	1473	617	2090	7	2	9				6	2	8
		ST	9	3	12	591	208	799	589	207	796	9	3	12				8	3	11
		OBC	28	12	40	4156	2394	6550	4140	2372	6512	58	19	77				58	19	77
		SBC	7	2	9	197	92	289	197	90	287	4	0	4				4	0	4
		Gen.	90	38	128	4067	5388	9455	4046	5368	9414	61	34	95				62	34	96
26	Economics	T	128	52	180	5523	5488	11011	5492	5468	10960	121	59	180				116	56	172
		SC	13	5	18	1097	594	1691	1092	588	1680	16	5	21				15	5	20
		ST	14	5	19	763	268	1031	753	268	1021	18	5	23				18	4	22
		OBC	26	11	37	1876	1713	3589	1866	1705	3571	72	27	99				71	25	96
		SBC	7	2	9	109	54	163	108	54	162	0	0	0				0	0	0
		Gen.	68	29	97	1678	2859	4537	1673	2853	4526	15	22	37				12	22	34
27	Music	T	2	0	2	155	331	486	155	330	485	1	1	2				0	1	1
		SC	0	0	0	53	46	99	53	45	98	1	0	1				0	0	0
		ST	0	0	0	7	12	19	7	12	19	0	0	0				0	0	0
		OBC	0	0	0	25	61	86	25	61	86	0	0	0				0	0	0
		SBC	0	0	0	0	2	2	0	2	2	0	0	0				0	0	0
		Gen.	2	0	2	70	210	280	70	210	280	0	1	1				0	1	1

S.NO.	Name of Department/Post	Cat.	No. of Post			Total Application (Admitted)			Candidate appeared			Qualified for Int./ II Stage Exam./Selected			Interviewed			Recommended					
			M	F	T	M	F	T	M	F	T	M	F	T	M	F	T	M	F	T			
28	Sindhi	T	2	0	2	17	63	80	17	65	82	0	2	2				0	2	2			
		SC	0	0	0	0	0	0	0	0	0	0	0	0				0	0	0			
		ST	0	0	0	1	1	2	1	1	2	0	0	0				0	0	0			
		OBC	0	0	0	6	10	16	6	10	16	0	0	0				0	0	0			
		SBC	0	0	0	0	0	0	0	0	0	0	0	0				0	0	0			
		Gen.	2	0	2	10	52	62	10	54	64		0	2	2				0	2	2		
29	Political Science	T	1566	668	2234	52727	45610	98337	52282	45276	97558	1567	669	2236				1513	635	2148			
		SC	231	98	329	10691	6469	17160	10509	6432	16941	263	108	371				255	101	356			
		ST	217	92	309	6813	3683	10496	6775	3650	10425	237	94	331				227	88	315			
		OBC	327	140	467	22578	20188	42766	22412	19992	42404	826	325	1151				801	310	1111			
		SBC	78	33	111	2068	837	2905	2056	828	2884	42	7	49				41	7	48			
		Gen.	713	305	1018	10577	14433	25010	10530	14374	24904	199	135	334				189	129	318			
These Posts are Mixed for (Boys and Girls) Institute																							
30	Hindi	T	0	74	74	The Total No. Application are Mixed Received for Boys & Girls Institute which is Indicated Above			The Total No. of Female Candidate in appeared in the exam has been shown Above			0	74	74				0	71	71			
		SC	0	12	12										0	12	12				0	12	12
		ST	0	9	9										0	9	9				0	8	8
		OBC	0	16	16										0	37	37				0	36	36
		SBC	0	3	3										0	0	0				0	0	0
		Gen.	0	34	34										0	16	16				0	15	15
31	Philosophy	T	0	1	1	32	224	256	20	164	184	0	1	1				0	1	1			
		SC	0	0	0	11	34	45	6	23	29	0	0	0				0	0	0			
		ST	0	0	0	9	20	29	5	12	17	0	0	0				0	0	0			
		OBC	0	0	0	11	60	71	9	49	58	0	0	0				0	0	0			
		SBC	0	0	0	0	2	2	0	1	1	0	0	0				0	0	0			
		Gen.	0	1	1	1	108	109	0	79	79	0	1	1				0	1	1			
32	Geography	T	0	19	19	The Total No. Application are Mixed Received for Boys & Girls Institute which is Indicated Above			The Total No. of Female Candidate in appeared in the exam has been shown Above			0	19	19				0	19	19			
		SC	0	3	3										0	3	3				0	3	3
		ST	0	3	3										0	3	3				0	3	3
		OBC	0	4	4										0	8	8				0	8	8
		SBC	0	0	0										0	1	1				0	1	1
		Gen.	0	9	9										0	4	4				0	4	4
33	Drawing	T	0	9	9	The Total No. Application are Mixed Received for Boys & Girls Institute which is Indicated Above			The Total No. of Female Candidate in appeared in the exam has been shown Above			0	9	9				0	9	9			
		SC	0	1	1										0	1	1				0	1	1
		ST	0	2	2										0	2	2				0	2	2
		OBC	0	2	2										0	4	4				0	4	4
		SBC	0	0	0										0	0	0				0	0	0
		Gen.	0	4	4										0	2	2				0	2	2

S.NO.	Name of Department/Post	Cat.	No. of Post			Total Application (Admitted)			Candidate appeared			Qualified for Int./ II Stage Exam./Selected			Interviewed			Recommended		
			M	F	T	M	F	T	M	F	T	M	F	T	M	F	T	M	F	T
34	Sanskrit	T	0	8	8							0	8	8				0	8	8
		SC	0	1	1							0	1	1				0	1	1
		ST	0	1	1							0	1	1				0	1	1
		OBC	0	2	2	The Total No. Application are Mixed Received for Boys & Girls Institute which is Indicated Above			The Total No. of Female Candidate in appeared in the exam has been shown Above			0	5	5				0	5	5
		SBC	0	0	0							0	0	0				0	0	0
		Gen.	0	4	4							0	1	1				0	1	1
		T	0	50	50							0	50	50				0	49	49
35	Commerce	SC	0	8	8							0	8	8				0	7	7
		ST	0	6	6							0	6	6				0	6	6
		OBC	0	10	10							0	15	15				0	15	15
		SBC	0	2	2							0	0	0				0	0	0
		Gen.	0	24	24							0	21	21				0	21	21
		T	0	1	1							0	1	1				0	1	1
		SC	0	0	0							0	0	0				0	0	0
36	Biology	ST	0	0	0							0	0	0				0	0	0
		OBC	0	1	1							0	1	1				0	1	1
		SBC	0	0	0							0	0	0				0	0	0
		Gen.	0	0	0							0	0	0				0	0	0
		T	0	4	4							0	4	4				0	4	4
		SC	0	0	0							0	0	0				0	0	0
		ST	0	0	0							0	0	0				0	0	0
37	Sindhi	OBC	0	1	1	The Total No. Application are Mixed Received for Boys & Girls Institute which is Indicated Above			The Total No. of Female Candidate in appeared in the exam has been shown Above			0	2	2				0	2	2
		SBC	0	0	0							0	0	0				0	0	0
		Gen.	0	3	3							0	2	2				0	2	2
		T	0	22	22							0	22	22				0	21	21
		SC	0	4	4							0	4	4				0	4	4
		ST	0	3	3							0	3	3				0	3	3
		OBC	0	4	4							0	10	10				0	9	9
38	Political Science	SBC	0	1	1							0	1	1				0	1	1
		Gen.	0	10	10							0	4	4				0	4	4
		T	0	13	13							0	13	13				0	13	13
		SC	0	2	2							0	2	2				0	2	2
		ST	0	1	1							0	1	1				0	1	1
		OBC	0	2	2							0	2	2				0	2	2
		SBC	0	0	0							0	0	0				0	0	0
39	Asst. Jailor Exam, 2013	Gen.	23	8	31	8583	744	9327	3526	198	3724	1069	32	1101	457	7	464	41	6	47
		T	41	13	54	1663	96	1759	669	16	685	127	1	128	49	0	49	10	0	10
		SC	6	2	8	939	75	1014	351	26	377	71	1	72	17	0	17	5	0	5
		ST	6	1	7	4344	416	4760	1841	121	1962	662	23	685	311	6	317	22	5	27
		OBC	6	2	8	164	17	181	83	4	87	24	2	26	0	0	0	0	0	0
		SBC	0	0	0	1473	140	1613	582	31	613	185	5	190	80	1	81	4	1	5
		Gen.	23	8	31	1473	140	1613	582	31	613	185	5	190	80	1	81	4	1	5

These Posts are only for Girl's Institute

S.NO.	Name of Department/Post	Cat.	No. of Post			Total Application (Admitted)			Candidate appeared			Qualified for Int./ II Stage Exam./Selected			Interviewed			Recommended		
			M	F	T	M	F	T	M	F	T	M	F	T	M	F	T	M	F	T
40	Jr. Acc. Exam, 2013	T	2450	1047	3497	269870	94488	364358	139667	35290	174957	2482	1015	3497				2375	1018	3393
		SC	384	164	548	45714	13085	58799	24374	4896	29270	384	164	548				377	161	538
		ST	371	159	530	35983	11812	47795	18291	4634	22925	403	127	530				369	155	524
		OBC	491	210	701	102470	33130	135600	54362	12210	66572	491	210	701				445	198	643
		SBC	0	0	0	6770	1283	8053	3774	520	4294	0	0	0				0	0	0
		Gen.	1204	514	1718	78933	35178	114111	38866	13030	51896	1204	514	1718				1184	504	1688
		T	199	80	279							199	80	279				175	68	243
41	TRA Exam, 2013	SC	30	12	42							30	12	42				28	9	37
		ST	22	8	30							22	8	30				18	7	25
		OBC	30	12	42							30	12	42				19	8	27
		SBC	0	0	0							0	0	0				0	0	0
		Gen.	117	48	165							117	48	165				110	44	154
		T	243	87	330	272944	70986	343930												
		SC	52	19	71	50428	11256	61684												
42	Sub Inspector Police Combined Comp. Exam, 2016	ST	49	16	65	38262	9221	47483												
		OBC	61	25	86	130142	37893	168035												
		SBC	12	3	15	17494	3008	20502												
		Gen.	69	24	93	36618	9608	46226												
		T	23	6	29	2756	1213	3969	1563	502	2065									
		SC	3	1	4	525	181	706	303	68	371									
		ST	3	0	3	246	67	313	164	34	198									
43	Research Assistant Exam, 2016	OBC	5	1	6	1080	369	1449	599	160	759									
		SBC	1	0	1	61	8	69	32	3	35									
		Gen.	11	4	15	844	588	1432	465	237	702									
		T																		
		SC																		
		ST																		
		OBC																		
44	Sr. Teacher (Sec. Edu. Deptt.) 2016	T	1323	541	1864	116490	136334	252824	86476	93400	179876	1201	663	1864						
		SC	185	73	258	29657	23607	53264	23195	17356	40551	212	82	294						
		ST	228	91	319	24235	17905	42140	18627	13133	31760	228	130	358						
		OBC	230	93	323	42172	57388	99560	30770	39191	69961	560	300	860						
		SBC	0	0	0	5132	2823	7955	3808	1983	5791	46	6	52						
		Gen.	680	284	964	15294	34611	49905	10076	21737	31813	155	145	300						
		T	667	270	937	27476	31749	59225	20518	22013	42531	570	364	934				483	300	783
45	English	SC	86	33	119	5940	3416	9356	4775	2579	7354	93	37	130				87	30	117
		ST	134	54	188	2622	1769	4391	1960	1381	3341	129	62	191				103	46	149
		OBC	100	40	140	11508	12681	24189	8662	9092	17754	229	136	365				195	116	311
		SBC	0	0	0	1001	487	1488	773	354	1127	13	4	17				6	4	10
		Gen.	347	143	490	6405	13396	19801	4348	8607	12955	106	125	231				92	104	196
		T																		
		SC																		

S.NO.	Name of Department/Post	Cat.	No. of Post			Total Application (Admitted)			Candidate appeared			Qualified for Int./ II Stage Exam./Selected			Interviewed			Recommended		
			M	F	T	M	F	T	M	F	T	M	F	T	M	F	T	M	F	T
46	Mathematics	T	468	194	662	22735	14331	37066	16402	9848	26250	470	190	660				350	144	494
		SC	49	18	67	2633	850	3483	2099	665	2764	57	21	78				51	14	65
		ST	133	56	189	1173	511	1684	858	437	1295	157	41	198				90	25	115
		OBC	48	19	67	11275	6753	17532	8788	4794	13582	160	77	237				128	61	189
		SBC	0	0	0	576	157	733	453	119	572	4	1	5				4	1	5
47	Science	Gen.	238	101	339	7078	6556	13634	4204	3833	8037	92	50	142				77	43	120
		T	220	86	306	32327	32383	64710	22427	20485	42912	183	123	306				153	109	262
		SC	26	7	33	6426	3800	10226	4844	2686	7530	18	16	34				17	15	32
		ST	54	23	77	3331	1628	4959	2382	1144	3526	59	25	84				53	24	77
		OBC	21	8	29	14352	15115	29467	10139	9979	20118	67	47	114				52	43	95
48	Social Science	SBC	0	0	0	758	388	1146	536	259	795	1	2	3				1	2	3
		Gen.	119	48	167	7460	11452	18912	4526	6417	10943	38	33	71				30	25	55
		T	1557	646	2203	189915	147846	337761	137885	96863	234748	1557	646	2203				1446	545	1991
		SC	223	90	313	43231	25243	68474	33259	17974	51233	256	96	352				251	82	333
		ST	253	104	357	35936	17752	53688	27123	12663	39786	284	113	397				268	89	357
49	Sanskrit	OBC	277	115	392	78026	66796	144822	56081	43581	99662	741	320	1061				678	278	956
		SBC	0	0	0	8409	2906	11315	6118	1944	8062	60	4	64				54	4	58
		Gen.	804	337	1141	24313	35149	59462	15304	20701	36005	216	113	329				195	92	287
		T	2418	1015	3433	66242	65330	131572	52289	49427	101716	2132	1291	3423						
		SC	360	149	509	13000	7045	20045	10857	5663	16520	429	164	593						
50	Urdu	ST	357	146	503	15136	10445	25581	12857	8660	21517	390	221	611						
		OBC	458	192	650	19567	22496	42063	15466	17334	32800	818	533	1351						
		SBC	0	0	0	2846	1425	4271	2263	1118	3381	94	28	122						
		Gen.	1243	528	1771	15693	23919	39612	10846	16652	27498	401	345	746						
		T	46	10	56	4021	3448	7469	2680	2112	4792	46	10	56				41	8	49
51	Punjabi	SC	6	1	7	153	34	187	126	29	155	6	1	7				6	1	7
		ST	5	0	5	145	48	193	110	37	147	6	0	6				5	0	5
		OBC	9	1	10	2892	2153	5045	1980	1296	3276	32	4	36				28	3	31
		SBC	0	0	0	26	5	31	16	4	20	0	0	0				0	0	0
		Gen.	26	8	34	805	1208	2013	448	746	1194	2	5	7				2	4	6
52	1. Rajasthan Public Service Commission	T	21	6	27	1139	2103	3242	576	905	1481	16	11	27				15	10	25
		SC	3	1	4	205	262	467	108	121	229	3	2	5				3	2	5
		ST	3	0	3	35	26	61	29	18	47	3	0	3				3	0	3
		OBC	4	1	5	695	1215	1910	362	517	879	8	8	16				8	8	16
		SBC	0	0	0	9	11	20	4	6	10	0	0	0				0	0	0
53	Clerk Grade II Comb. Comp. Exam, 2013	Gen.	11	4	15	195	589	784	73	243	316	2	1	3				1	0	1
		T	30	10	40	503921	195671	69592	14287	1613	15900	30	10	40						
		SC	3	0	3	91023	28265	119288	979	58	1037	3	1	4				27	10	37
		ST	2	0	2	62162	21607	83769	299	28	327	2	0	2				3	1	4
		OBC	6	2	8	225551	86000	311551	8264	935	9199	12	6	18				2	0	2
54	1. Rajasthan Public Service Commission	SBC	0	0	0	18064	3791	21855	519	31	550	1	0	1				9	6	15
		Gen.	19	8	27	107121	56008	163129	4226	561	4787	12	3	15				12	3	15

S.NO.	Name of Department/Post	Cat.	No. of Post			Total Application (Admitted)			Candidate appeared			Qualified for Int./ II Stage Exam./Selected			Interviewed			Recommended					
			M	F	T	M	F	T	M	F	T	M	F	T	M	F	T	M	F	T			
53	2. Govt. Secretariat.	T	142	53	195	As Above	As Above	As Above	142	53	195	As Above	As Above	As Above	142	53	195	As Above	As Above	As Above			
		SC	23	8	31				23	9	32				23	9	32				130	52	182
		ST	20	7	27				20	7	27				20	7	27				20	6	26
		OBC	29	11	40				62	23	85				55	23	78						
		SBC	1	0	1				5	0	5				5	0	5						
		Gen.	69	27	96				32	14	46				28	14	42						
		T	5280	2258	7538				4812	1140	5952				4489	1117	5606						
54	3. Subordinate Offices	SC	773	331	1104	As Above	As Above	As Above	700	37	737	As Above	As Above	As Above	205	13	218	As Above	As Above	As Above			
		ST	580	248	828				2678	697	3375				196	11	207						
		OBC	1015	434	1449				153	23	176				2457	692	3149						
		SBC	49	20	69				959	361	1320				145	23	168						
		Gen.	2416	1035	3451				108	9	117				898	348	1246						
		TSP Gen.	212	90	302				4	0	4				108	9	117						
		TSP SC	21	9	30				5	0	5				4	0	4						
		TSP ST	190	81	271				0	0	0				5	0	5						
		SEH. ST	24	10	34				0	0	0				0	0	0						
		55	Vidhi Rachnakar Exam, 2014	T	7				1	8	As Above				As Above	As Above	21				10	31	As Above
SC	0			0	0	2	0	2	1	0		1	0	1									
ST	1			0	1	1	2	3	1	1		2	0	0									
OBC	1			0	1	6	1	7	5	1		6	2	0			2						
SBC	0			0	0	0	0	0	0	0		0	0	0			0						
Gen.	5			1	6	12	7	19	9	3		12	1	2			3						
T	25481			10827	36308	26858	11207	38065	3769	1114		4883	21067	8747			29814						
SC	3815			1602	5417	4336	1467	5803	486	155		641	3469	1149			4618						
ST	3422			1430	4852	3416	1369	4785	326	112		438	2502	944			3446						
OBC	4936			2104	7040	12103	4751	16854	1580	277		1857	9354	3698			13052						
SBC	523			212	735	665	122	787	52	4		56	461	82			543						
Gen.	12338			5289	17627	6221	3489	9710	1325	566		1891	5164	2865			8029						
TSP Gen	212			90	302	108	9	117	0	0		0	108	9			117						
TSP S.C.	21			9	30	4	0	4	0	0		0	4	0			4						
TSP S.T.	190			81	271	5	0	5	0	0		0	5	0			5						
Sehriya ST	24	10	34	0	0	0	0	0	0	0	0	0											
GRAND TOTAL																							



