



# **ANNUAL REPORT 2019-20**



**RAJASTHAN PUBLIC SERVICE COMMISSION**



**RAJASTHAN PUBLIC SERVICE COMMISSION**

# ***70<sup>th</sup> ANNUAL REPORT***

**(1<sup>st</sup> April 2019-31<sup>st</sup> March 2020)**

**SEVENTIETH**  
**70<sup>th</sup>**  
**ANNUAL REPORT**  
**OF THE**  
***RAJASTHAN PUBLIC SERVICE COMMISSION***

**APRIL 1, 2019 TO MARCH 31, 2020**

**THE RAJASTHAN PUBLIC SERVICE COMMISSION**

**PRESENTS TO**

**H.E. THE GOVERNOR OF RAJASTHAN,**

**THEIR 70<sup>th</sup> ANNUAL REPORT**

**AS REQUIRED BY THE**

**CONSTITUTION OF INDIA UNDER ARTICLE 323 (2).**

**THE REPORT COVERS THE PERIOD FROM**

**APRIL 1, 2019**

**TO**

**MARCH 31, 2020**





# CONTENTS

S.No.		Page No.
I.	The Commission	7
II.	The Commission's Office	9
III.	Accommodation	11
IV.	Receipts and Expenditure	12
V.	Meetings of the Commission	13
VI.	Reforms in the Recruitment Process	14
	(A) Transparency in Direct Recruitment Process	14
	(B) Reducing/Increasing number of Litigations	14
	(C) Expediting the Recruitment Process	15
VII.	Syllabi Review/Revision	16
VIII.	Recruitment-	19
	(A) By Competitive Examination with or without Interview	19
	(B) By the method of Interview based on Weightage Formula	22
IX.	Reservation for Scheduled Caste, Scheduled Tribe, Other Backward Class, M.B.C., E.W.S., Physically Disabled and Woman candidates (WD & DV)	27
X.	Departmental Promotion Committees and other Committees	28
XI.	Extension in the term of Temporary Appointments	29
XII.	Irregular Appointments	29
XIII.	Disciplinary Cases and Appeals	30
XIV.	Service Rules	32
XV.	Non-acceptance of Commission's advice	33
XVI.	Miscellaneous	33
	1. Visits – Chairman/Members	33
	2. Library	33
	3. ISO 9001:2008 Certification	34
	4. Implementation - Report of the Right to Information Act, 2005	34
	5. Information Technology- initiatives & activities	34
	6. Awards & Recognition to the Commission	35
XVII.	Acknowledgement	36

## APPENDICES

S.No.		Page No.
I.	Functions of the Commission	39
II.	Profiles of Hon'ble Chairman and Hon'ble Members of the Commission	40
III.	(A) List of former Hon'ble Chairmen of the Commission	46
	(B) List of former Hon'ble Members of the Commission	47
IV.	(A) Staff of the Commission's Office	49
	(B) Comparative statement showing the work done from 2015-16 to 2019-20	51

S.No.		Page No.
V.	Receipts and Expenditure of the Commission for the year 2018-19 and 2019-20	52
VI.	List of Examinations conducted during the year 2019-2020	53
VII.	(A) Statement showing the number of Engineering, Medical, Technical & Non-Technical posts, for which requisitions were received during the year 2019-2020	55
	(B) Statement showing the number of Engineering, Medical, Technical & Non- Technical posts, for which advertisements were issued during the year 2019-2020	55
	(C) Selections made by interview during the year 2019-2020	56
	(D) Posts advertised, but selections remained incomplete	58
	(E) Screening tests conducted for shortlisting the candidates	60
	(F) List of posts for which requisitions were cancelled after advertisement	61
	(G) Post for which interview were held, but candidates not found suitable	61
	(H) Posts for which candidates recommended from the reserve lists	62
	(I) Post advertised, but none of the candidate applied	62
	(J) Post for which Interviews were fixed but none of the candidates were present	62
VIII.	(A) Details showing Department wise position of Physically Disabled candidates recommended against the posts reserved for them	63
	(B) Details of posts reserved for SC, ST and OBC candidates for which no candidate applied	63
IX.	Chronic cases – delay in regularizing the cases of <i>ad hoc</i> /temporary appointments made by the Departments	63
X.	Cases of temporary appointments made by the Government against promotion quota posts and concurred to by the Commission	64
XI.	Cases of temporary appointments made by the Government against direct recruitment's quota posts and concurred to by the Commission	64
XII	Cases of temporary appointments made by the Government against direct recruitment and promotion quota posts which remained pending for want of information	65
XIII	Draft amendments to Rules/Schedules relating to various services dealt with by the Commission	65
XIV	Draft of new Service Rules	66
XV	New Service Rules or Amendments to Rules relating to various services promulgated by the Government	67
XVI	List of cases referred to the Commission for appointment to various posts under Compassionate Appointment of Dependents of Deceased/Permanently incapacitated Armed Forces Service Personnel/Para Military Personnel Rules and Government Servant	68
XVII	List of cases referred to the Commission for appointment to various posts under Compassionate Appointment of Dependents of Government Servants	68
XVIII	Examinations/Interviews conducted during the year 2019-20	69

## I. THE COMMISSION





The State of Rajasthan was formed as a result of the merger of the erstwhile, Princely States situated in Rajputana and Part- 'C' State of Ajmer-Merwara. At the time of formation of Rajasthan, the institution of Public Service Commission existed in only three of the twenty-two covenanting States, viz. Jaipur, Jodhpur and Bikaner.

The successor administration after the merger of the Princely States promulgated on 16<sup>th</sup> August, 1949 an ordinance establishing, the Rajasthan Public Service Commission, which was published on 20<sup>th</sup> August, 1949 but it came into effect on 22<sup>nd</sup> December, 1949 when notification regarding appointment of Hon'ble Chairman and Members of the Commission was issued.

The provisions regarding Public Service Commission for the Union and for the State and appointment & term of office of Members have been laid down in Article 315 to 323 in the Constitution of India.

1.1 The functions of the Commission as laid down in Article 320 of the Constitution of India are given in Appendix-I.

1.2 The composition of the Commission during the year under report was as follows:-

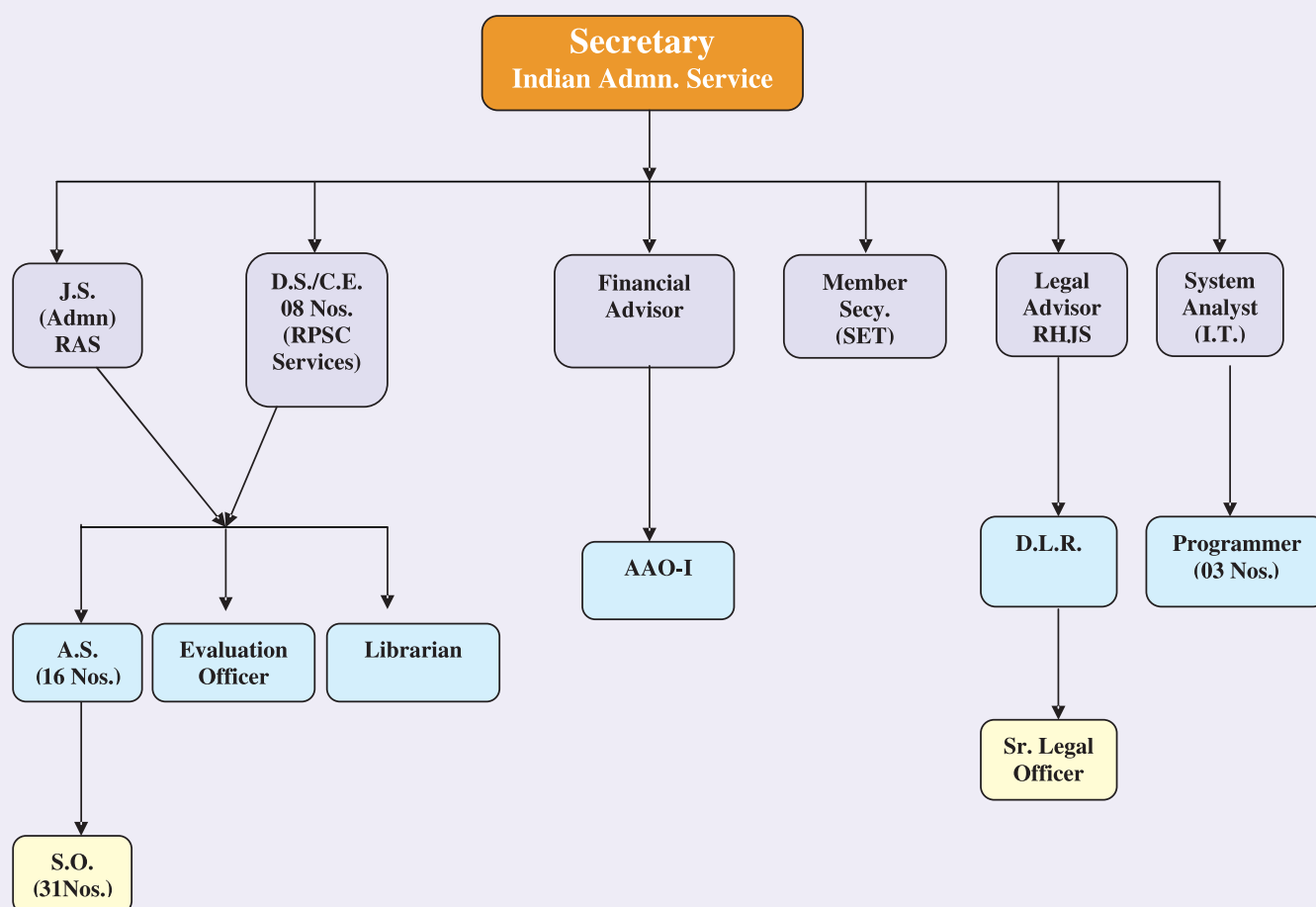
1. Shri Deepak Upreti, IAS (Retd.)	Chairman	
2. Dr. Shiv Singh Rathore	Member	
3. Smt. Rajkumari Gurjar	Member	
4. Shri Ramu Ram Raika	Member	

- 1.3 Dr. R.D. Saini, Hon'ble Member retired on April 12, 2019 (A/N), Shri S.L. Meena & Dr. K.R. Bagaria, Hon'ble Members retired on June 17, 2019 (A/N).
- 1.4 Four posts of members remained vacant till end of the year under the report.
- 1.5 A brief write-up on the profiles of Hon'ble Chairman and Hon'ble Members is given in Appendix-II.
- 1.6 A list containing names along with the tenure of office of former Hon'ble Chairmen and Hon'ble Members is available at Appendix III-(A) & (B).
- 1.7 In sub-regulation (1) of regulation-3 of the Rajasthan Public Service Commission (Conditions of Service) Regulations, 1974 for the existing expression "Five", the expression "Seven" was substituted vide Notification No. F.8(4)DOP/A-II/2011 dated 27-06-2011 issued by Department of Personnel (A-2). It means the number of Members of the Commission had increased to seven from five.



## II. THE COMMISSION'S OFFICE

- 2.1 The Commission's Office is headed by an officer from Indian Administrative Service.
- 2.2 Shri K.K.Sharma, IAS continued to hold office of the Secretary to the Commission till 25-09-2019 (A/N). On his transfer, Miss Renu Jaipal, IAS took over the charge of the Secretary to the Commission on 30-09-2019 (F/N) and continued to hold the office upto 13-02-2020 (F/N). After transfer of Miss Renu Jaipal, Shri Ashish Gupta, IAS took over the charge of the Secretary to the Commission on 18-02-2020 (F/N) and continued to hold the office till the end of the year under the report.
- 2.3 Details of the sanctioned strength of the staff of the Commission as on April 1, 2019 and March 31, 2020 are given in Appendix IV-A.
- 2.4 The Organizational setup of office of the Commission is as under:-



- 2.5 During the year under report, proposals for creation/up-gradation of the following posts were sent to the Government:-

**A. FOR RPSC CADRE**

Sr. No.	Name of Post	No. of Posts	Remarks
1.	Senior Deputy Secretary	04	New Creation
2.	Technical Director (I.T.)	01	New Creation
3.	Additional Director (I.T.)	01	New Creation
4.	Analyst-cum-Programmer	02	New Creation
5.	Programmer	05	New Creation
6.	Assistant Programmer	04	New Creation
7.	Assistant Legal Remembrancer	02	New Creation
8.	Informatics Assistant	20	New Creation
	<b>Total</b>	<b>39</b>	

2.6 The Government conveyed sanction of the Governor vide letter no. F8(2) DOP/ A-II/2002 dated 06-03-2020 for the extension in term of the following temporary posts up to 28-02-2021:-

Sr. No.	Name of Post	No. of Posts
1.	Dy. Secretary	04
2.	Deputy legal Remembrancer	01
3.	Assistant Secretary	06
4.	Section Officer	11
5.	Evaluation Officer	01
6.	Senior Legal Officer	01
7.	Programmer	03
8.	Additional Private Secretary	01
9.	Member Secretary (SET)	01
10.	Assistant Section Officer	14
11.	Junior Legal Officer	02
12.	Stenographer	05
13.	Clerk Grade-I	08
14.	Informatics Assistant	06
15.	Clerk Grade-II	58
16.	Driver	04
17.	Class-IV Servant	17
	<b>Total</b>	<b>143</b>

2.7 During the year under report, the following permanent/temporary post was abolished by the Government vide letter No. and date indicated below:-

Sr. No.	Letter No. & Date	Name of Post	No. of Post
1.	F.8(7)DOP/A-2/2018 dated 03-10-2019	Electrician	1

2.8 A comparative statement of work done during last five years ending with the year under report is given in Appendix IV-B.

### III. ACCOMMODATION

- 3.1 The Office of the Commission is located in its own building at Ghooghra Ghati, Jaipur Road, Ajmer.



3.2 **Guest House :**

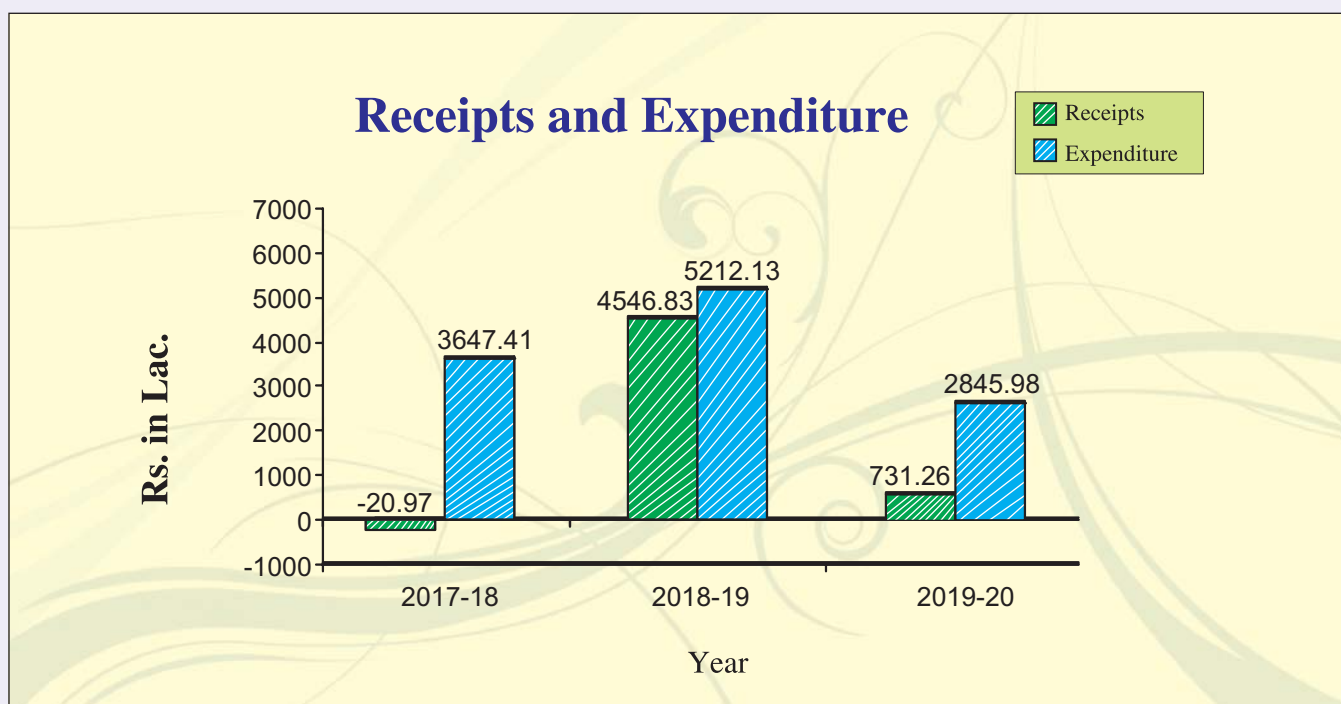
A special Guest House was constructed in the year 2010 for the Commission. In this double storied Guest House, 14 Rooms and 2 Halls are available. The Guest House is situated in the commission's premises providing accommodation and other facilities for scholars and subject experts invited for evaluation/interview and other various purposes.

## IV. RECEIPTS AND EXPENDITURE

- 4.1 The Commission's revenue receipts are mainly from application fees which is collected Online through District E-Governance Societies and Net Banking. Expenditure is incurred on Administration Wing and to conduct the examinations and screening tests. The expenditure incurred on different heads/categories is as per the budget provisions made by the Government (Finance Department) after holding Budget Finalization Committee meetings every year.
- 4.2 The receipts and expenditure during the year under the report and that of last two years are as under:-

(Rupees in Lacs)

Year	Receipts	Expenditure
2017-2018	-20.97	3647.41
2018-2019	4546.83	5212.13
2019-2020	731.26	2845.98



- 4.3 A comparative statement showing the receipts and expenditure incurred during the year 2018-2019 and 2019-2020 is given in Appendix V.

## V. MEETINGS OF THE COMMISSION

- 5.1 During the year under report, Twelve meetings of the Full Commission were convened on the following dates:-

S.No.	Date of Meetings
1	24-04-2019
2	24-06-2019
3	24-06-2019
4	07-08-2019
5	29-08-2019
6	04-10-2019
7	26-11-2019
8	11-12-2019
9	18-12-2019
10	20-12-2019
11	24-12-2019
12	05-03-2020



## VI. REFORMS IN THE RECRUITMENT PROCESS

### A - Transparency in Direct Recruitment Process

- 6.1 In case of direct recruitment wherein selection was made through interview alone, the Commission used to conduct Screening Tests to shortlist the candidates in case where number of applications were received in large numbers. In general, three times the number of the candidates were declared successful for the interview against the post notified. The marks obtained in Screening Test were not considered at the time of final selection. The prescribed maximum marks for interview were 100.
- 6.2 To make above recruitment process more transparent, in the year 2019-20, the Commission decided in its full Commission's meeting to **divide the interview marks in three parts** - academic qualification, weightage of marks obtained in Screening Test and marks obtained in viva-voce test. The bifurcation is as under :-

Calculation of 40% Weightage of marks obtained in Screening Test. $\left[ \frac{\text{Marks secured in Screening Test} \times 40}{\text{Total Marks of Screening Test}} \right]$	Academic Weight	Interview Weight	Total Marks
<b>40 Marks</b>	<b>20 Marks</b>	<b>40 Marks</b>	<b>100 Marks</b>

- 6.3 At present, the above scheme is being followed in all the recruitments where selection is to be made through interview alone. This decision will certainly be proved as a milestone in the history of the Commission to ensure transparency in the selections.

### B – Reducing/Increasing number of Litigations

- 6.4 Every year several recruitment advertisements are issued by the Commission in response to which candidates apply in large number for various posts. In the course of the recruitment process at various levels, dissatisfied candidates on several grounds approaches the Hon'ble Courts to get certain relief. This causes burden of Litigations. To reduce the increasing number of suits filed in the Hon'ble Courts, the Commission have decided to constitute a **Pre Litigation Committee on 01.03.2019** so that the complaints may be disposed off at the Commission's level. The composition of the committee is as follows:-
1. Chairman - Hon'ble member (As nominated by the Hon'ble Chairman)
  2. Members - (i) Legal Advisor (ii) Secretary
  3. Member Secretary - Joint Secretary.
- 6.5 Hon'ble Chairman nominated Dr. S.S. Rathore, Hon'ble Member as Chairman of the Pre Litigation Committee on 18.04.2019. To execute the work of the committee, a Pre Litigation Cell has been established in the Commission and standard operating procedure have been issued.

The detail of the meetings and cases dealt by the committee in 2019-20 are given below:-

S. No.	Meeting No./Date	Number of cases in which relief is given to candidates
1	01/01.05.2019	52
2	02/10.05.2019	37
3	03/31.05.2019	32
4	04/05.07.2019	46
5	05/05.08.2019	06
6	06/01.10.2019	29
7	07/09.01.2020	26
8	08/20.01.2020	27
9	09/03.03.2020	27
<b>Total</b>		<b>282</b>

- 6.6 In the year 2019-20, Nine PLC Meetings were held which dealt/disposed total 282 number of cases. This shows committee's contribution in reducing litigations against the commission.

### C – Expediting the Recruitment Process

- 6.7 The Commission initiated **counseling process** in the year 2019-20 to expedite the recruitment process. Earlier, detailed application forms were sought from the candidates along with the copies of documents regarding academic qualifications, category, experience etc. who were declared successful for interview or finally selected in case if recruitment is done through written examinations only. The detailed forms were submitted by candidates through post that used to take at least one month before reaching the concerning section. This was followed by tedious and time consuming process of scrutiny of application forms. Thereafter, interviews are conducted and recommendations were sent to the government.
- 6.8 To reduce the time lag between declaration of result and Interview/recommendation, the Commission initiated the process of counseling in which candidates are invited personally with their documents. Teams were constituted comprising of officers and employees of the commission and officers and employees of the concerned department for which recruitment is being done. These teams simultaneously perform the checking, scrutiny and verification of documents with original documents in presence of candidate himself. So that, all sorts of anomalies with regard to qualification, category, experience etc. can be resolved on the spot.
- 6.9 The Counseling process has certainly reduced the time in completing the recruitment procedure. Now, the Commission is able to send the recommendations at the earliest. A record maximum 1000 application forms were scrutinized in a day which have been possible due to motivation and encouragement of the Hon'ble Chairman and secretary to the commission.

## VII. SYLLABI REVIEW/REVISION

- 7.1. **Review, Revision and Redrafting of syllabi:-** Review, revision and redrafting of syllabi of various subjects prescribed for various competitive examinations and screening tests conducted by the Commission have become a regular process. Eminent subject-experts are invited to participate in the workshops/seminars organized by the Commission for this purpose.
- 7.2. During the year under the report, the syllabi for the following categories of the posts/subjects were reviewed or newly framed by the Commission by assigning the work to eminent subject experts :-

S.No.	Name of Department / Post	Reviewed or New Framed
	<b>Information and Public Relation Department</b>	
1	Public Relation Officer	Review/Revision
	<b>Fisheries Department</b>	
2	Assistant Fisheries Development Officer	Review/Revision
3	Fisheries Development Officer	Review/Revision
	<b>State Forensic Science Laboratory</b>	
4	Arson & Explosive Division	New
5	Ballistic Division	Review/Revision
6	Biology Division	Review/Revision
7	Document Division	Review/Revision
8	Physics Division	Review/Revision
9	Chemistry Division	Review/Revision
10	Narcotics Division	New
11	Serology Division	Review/Revision
12	Toxicology Division	Review/Revision
13	Photo Division	Review/Revision
	<b>Medical &amp; Health Services Department</b>	
14	Food Safety Officer	New
	<b>Language and Library Department</b>	
15	Librarian Grade-II	New

S.No.	Name of Department / Post	Reviewed or New Framed
	<b>Animal Husbandry Department</b>	
16	Veterinary Officer	Review/Revision
	<b>Agriculture Department</b>	
17	Agriculture Officer	Review/Revision
18	Agriculture Research Officer-Agriculture Chemistry	Review/Revision
	<b>Home &amp; Civil Defence Department</b>	
19	Deputy Commandant	Review/Revision
	<b>Department of Planning (Evaluation)</b>	
20	Evaluation Officer	Review/Revision
	<b>Medical Education Department</b>	
21	Assistant Professor (Broad Speciality) Anaesthesiology	Review/Revision
22	Assistant Professor (Broad Speciality) Biochemistry	Review/Revision
23	Assistant Professor (Broad Speciality) Biophysics	New
24	Assistant Professor (Broad Speciality) Community Medicine	Review/Revision
25	Assistant Professor (Broad Speciality) Dermatology, Venereology and Leprosy	Review/Revision
26	Assistant Professor (Broad Speciality) General Medicine	Review/Revision
27	Assistant Professor (Broad Speciality) General Surgery	Review/Revision
28	Assistant Professor (Broad Speciality) Microbiology	Review/Revision
29	Assistant Professor (Broad Speciality) Nuclear Medicine	New
30	Assistant Professor (Broad Speciality) Obstetrics & Gynaecology	Review/Revision
31	Assistant Professor (Broad Speciality) Ophthalmology	Review/Revision
32	Assistant Professor (Broad Speciality) Orthopaedics	Review/Revision
33	Assistant Professor (Broad Speciality) Pharmacology	New
34	Assistant Professor (Broad Speciality) Physical Medicine and Rehabilitation	Review/Revision
35	Assistant Professor (Broad Speciality) Psychiatry	Review/Revision
36	Assistant Professor (Broad Speciality) Radiodiagnosis	New
37	Assistant Professor (Broad Speciality) Radiological Physics	New
38	Assistant Professor (Broad Speciality) Radiotherapy	New
39	Assistant Professor (Broad Speciality) Tuberculosis and Respiratory Medicine/Pulmonary Medicine	Review/Revision

S.No.	Name of Department / Post	Reviewed or New Framed
40	Assistant Professor (Super Speciality) Cardiology	New
41	Assistant Professor (Super Speciality) Cardio Vascular & Thoracic Surgery	New
42	Assistant Professor (Super Speciality) Endocrinology	New
43	Assistant Professor (Super Speciality) Medical Gastroenterology	New
44	Assistant Professor (Super Speciality) Medical Oncology	New
45	Assistant Professor (Super Speciality) Neonatology	New
46	Assistant Professor (Super Speciality) Nephrology	New
47	Assistant Professor (Super Speciality) Neurology	New
48	Assistant Professor (Super Speciality) Neuro Surgery	New
49	Assistant Professor (Super Speciality) Paediatric Surgery	New
50	Assistant Professor (Super Speciality) Plastic & Reconstructive Surgery	New
51	Assistant Professor (Super Speciality) Surgical Oncology	New
52	Senior Demonstrator – Anatomy	Review/Revision
53	Senior Demonstrator – Biochemistry	Review/Revision
54	Senior Demonstrator – Bio-Physics	New
55	Senior Demonstrator – Community Medicine	Review/Revision
56	Senior Demonstrator – Dentistry	Review/Revision
57	Senior Demonstrator – Forensic Medicine	New
58	Senior Demonstrator – Microbiology	Review/Revision
59	Senior Demonstrator – Pathology	Review/Revision
60	Senior Demonstrator – Pharmacology	Review/Revision
61	Senior Demonstrator – Physiology	Review/Revision



## VIII. RECRUITMENT

- 8.1 The primary work of the Public Service Commission is to recruit personnel for various services/posts of the State Government. So far, as the matter of recruitment of competent candidates for various services is concerned, the Public Service Commissions are required to maintain high efficiency, quality, objectivity and transparency. It's a challenge for the Commission to complete the recruitment procedure in a specific time limit. There are many stages in the recruitment process from requisitions to recommendations. Meanwhile, the Number of aspirants have also increased. To meet the increasing work load of various examinations, latest techniques and better management is required. Efforts have been made to reduce the time lag between requisitions to recommendations. Recently, Online Application System through more advanced State integrated Recruitment Portal based on Rajasthan Single Sign-On (Raj SSO) has been introduced by the Commission.
- 8.2 The recruitment process is completed either by Direct recruitment through Interview alone or Competitive Examination with or without Interview as per the provisions as laid down in the concerning Service Rules. In case, where large number of aspirants apply for the direct recruitment posts, the Commission conducts screening test to short list the candidates. The marks secured in the screening test were not considered at the time of final selection. However, after decision taken in full commission dated 24-04-2019 from now onwards interview marks are divided in three parts:- Academic qualification, weightage of marks obtained in screening test and marks obtained in viva-voce test.

### A- By competitive examination with or without Interview:

- 8.3 The Commission conducts approx 20 categories of competitive examinations for recruitment to various posts/services on receipt of requisitions from the Government, which are as follows: -

S.No.	Name of Service/Post
1	Rajasthan State & Subordinate Services Combined Competitive Examination.
2	Assistant Conservator of Forest/Forest Range Officer Grade-I Combined Competitive Examination
3	Assistant Engineer (Civil /Mechanical /Electrical) Combined Competitive Examination
4	Analyst cum Programmer Competitive Examination
5	Programmer Competitive Examination
6	Sub-Inspector/Platoon Commander Combined Competitive Examination
7	Senior Teacher (Grade-II) Competitive Examination (For Secondary Education Department)
8	Physical Training Instructor (Grade-II) Combined Competitive Examination (For Secondary Education Department)
9	Teacher (Grade-II) Competitive Examination (For Sanskrit Education Department)
10	Headmaster (Secondary), Competitive Examination (For Secondary Education Department)
11	Lecturer (School Education), Competitive Examination (For Secondary Education Department)

S.No.	Name of Service/Post
12	Lecturer (College Education), Competitive Examination (For College Education Department)
13	Asstt. Prosecution Officer (Prosecution Deptt.) Competitive Examination
14	Senior Teacher (Special Education) Competitive Examination (For Secondary Education Department)
15	Research Assistant (Directorate Evaluation Organization)
16	Lecturer (Sanskrit Education), Competitive Examination (For Sanskrit Education Department)
17	Assistant Statistical Officer (Directorate of Economics & Statistics)
18	Protection Officer (Women Empowerment Department)
19	Junior Legal Officer (Law & Legal Affairs Department)
20	Vidhi Rachnakar (Law & Legal Affairs Department)

- 8.4 **Details of Requisitions and Posts advertised:** During the year under the report, 3 requisitions involving 1176 posts were pending to be notified at the commencement of the year. 19 requisitions involving 1043 posts were received during the year. Thus, making a total of 22 requisitions, involving 2219 posts were pending to be notified. Out of which, 3 requisitions involving 321 posts were advertised during the year. Hence, at the end of the year 19 requisitions of law & legal affairs, Home (Gr.I), Transport, College Education, Sanskrit Department involving 1898 posts were pending for notification with the Commission at the end of the year.

S.No.	Particulars	No. of Requisitions	Posts involved
1	Previous year's pending	3	1176
2	Received during the year	19	1043
3	<b>Total (1+2)</b>	<b>22</b>	<b>2219</b>
4	Advertised during the year	3	321
5	Requisitions returned to the govt.	-	-
6	<b>Total (4+5)</b>	<b>3</b>	<b>321</b>
7	<b>Balance (3-6)</b>	<b>19</b>	<b>1898</b>
8	Requisitions withdrawn by the Government after notification	-	-

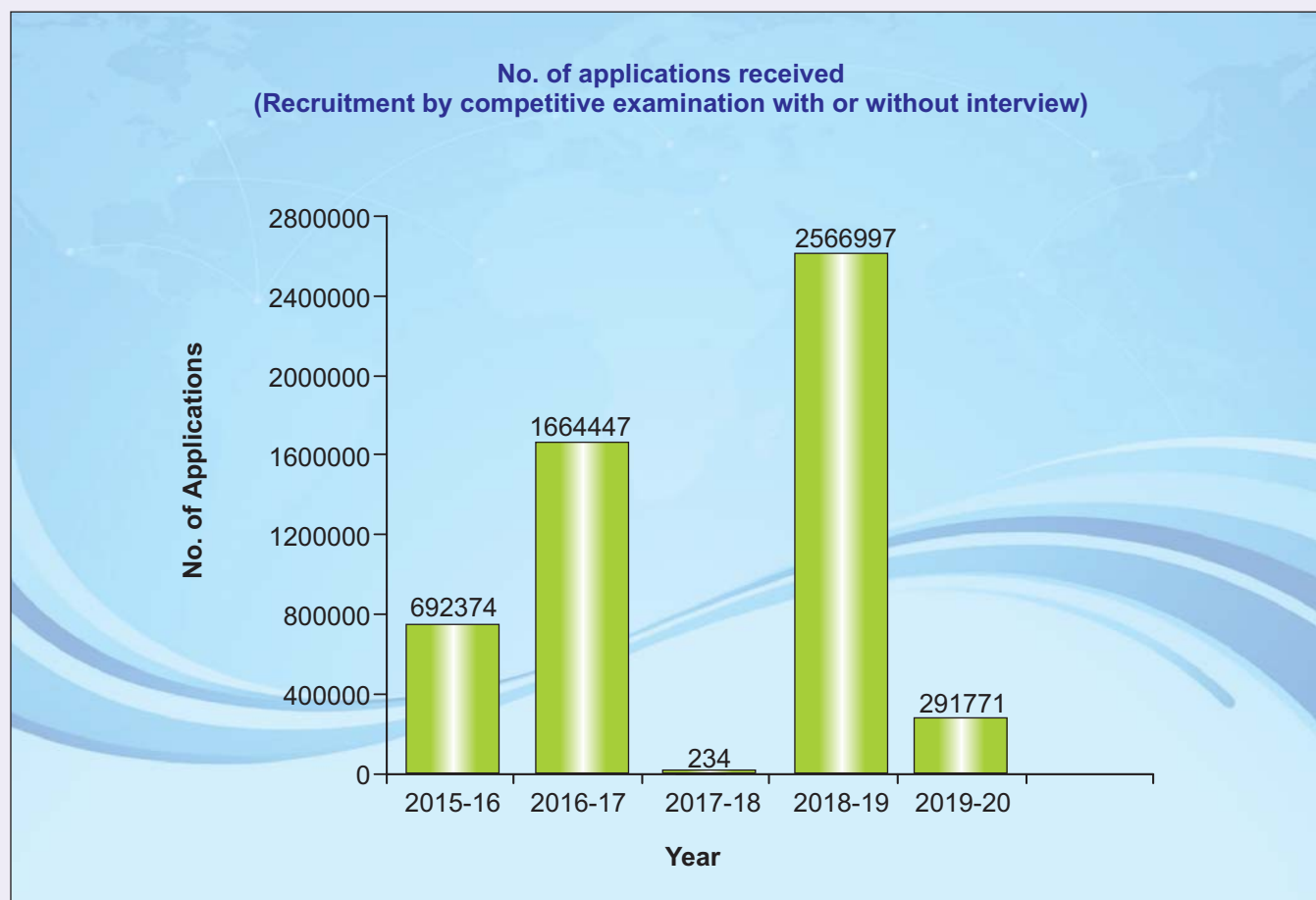
- 8.5 During the year under the report, after completion of recruitment process a total of 6905 recommendations were sent to concerned departments for appointment. Examination wise details regarding number of posts, candidates applied, appeared, interviewed, recommendations etc. are given in Appendix XVIII.

8.6 List of Examinations conducted during the year 2019-2020 is given in Appendix VI.

8.7 Posts/Services covered by the examinations held during the year are given as under:-

**Posts/Services covered by the examinations held during the year 2019-20**

S.No.	Name of Post/Service
1	College Lecturer (Sarangi Instrument) Comp. Exam, 2018
2	Assistant Statistical Officer (Non-TSP & TSP) Comp. Exam, 2018
3	Protection Officer Comp. Exam, 2018
4	Sr. Teacher Gr. II (Special Education) Comp. Exam, 2018 (Various Subjects)
5	Rajasthan State & Subordinate Services Combined Comp. (Mains) Examination, 2018
6	Rajasthan State Engineering Services Combined Competitive (Mains) Examination, 2018 (Various Subjects)
7	Junior Legal Officer Comp. Exam, 2019
8	School Lecturer (Secondary Education) Comp. Exam, 2018 (Various Subjects)



**B- By the method of Interview based on weightage formula**

8.8 List of posts of various departments for which recruitment is done through interview based on weightage formula:-

S.No.	Name of Department	Name of Post
1	Medical Education Deptt.	1. Asstt. Professor, various subjects 2. Senior Demonstrator, various subjects 3. Psychological Counsellor 4. Bio Chemist 5. Occupational Therapist
2	Agriculture Deptt.	1. Statistical Officer 2. Asstt. Statistical Officer 3. Agriculture Research Officer (various subjects) 4. Asstt. Agriculture Research Officer (various subjects) 5. Agriculture Officer 6. Asstt. Agriculture Officer
3	Technical Education Deptt.	1. Lecturer various subjects 2. Vice Principal/Supdt. ITI 3. Group Instructor, Surveyor
4	Ground Water Deptt.	1. Junior Hydrogeologist 2. Junior Chemist 3. Asstt. Engineer. (Mechanical) 4. Technical Assistant (Chemistry) 5. Asstt. Engineer (Civil)
5	Mines & Geology Deptt.	1. Asstt. Mining Engineer 2. Chemist 3. Sr. Chemist 4. Geologist 5. Junior Geophysist 6. Asstt. Drilling Engineer
6	Town Planning Deptt.	1. Assistant Town Planner 2. Town Planning Assistant
7	Ayurveda Deptt.	1. Botanist 2. Chemist 3. Anaylist 4. Vivechak
8	Medical & Health Services Deptt.	1. Dietician 2. Nursing Tutor 3. Physiotherapist 4. Food Safety Officer

S.No.	Name of Department	Name of Post
9	Home Guards & Civil Defence Deptt.	1. Deputy Commandant
10.	M.M.M. Govt. Ayurveda College, Udaipur	1. Acharya (various subjects) 2. Sahayak Acharya (various subjects)
11.	Planning Deptt.	1. Statistical Officer 2. Evaluation Officer
12.	Information and Public Relation Deptt.	1. Public Relation Officer 2. Asst. Public Relation Officer
13.	Archeology and Museum Deptt.	1. Curator 2. Numismatist 3. Exploration and Excavation Officer
14.	State Archives Deptt.	1. Archivist 2. Research Officer 3. Chemist
15.	Energy Deptt.	1. Asstt. Electrical Inspector
16.	Rajasthan State Motor Garage Deptt.	1. Divisional Superintendent
17.	Fisheries Deptt.	1. Fisheries Development Officer 2. Asstt. Fisheries Development Officer
18.	Forensic Science Laboratory Deptt.	1. Senior Scientific Officer (various division)
19.	Public Health Engineering Deptt.	1. Senior Chemist 2. Junior Chemist
20.	Hydrogeology Deptt.	1 Junior Chemist
21.	Animal Husbandary Deptt.	1. Veterinary Officer
22.	Factories & Boilers Deptt.	1. Asst. Director (ISMTC) (F&B) 2. Inspector (F&B) 3. Inspector-Factories (Chemistry)
23.	Social Welfare Deptt.	1. Dist. Probation cum-Social Welfare Officer
24.	Social Justice & Empowerment Deptt.	1. Probation & Prison Welfare Officer

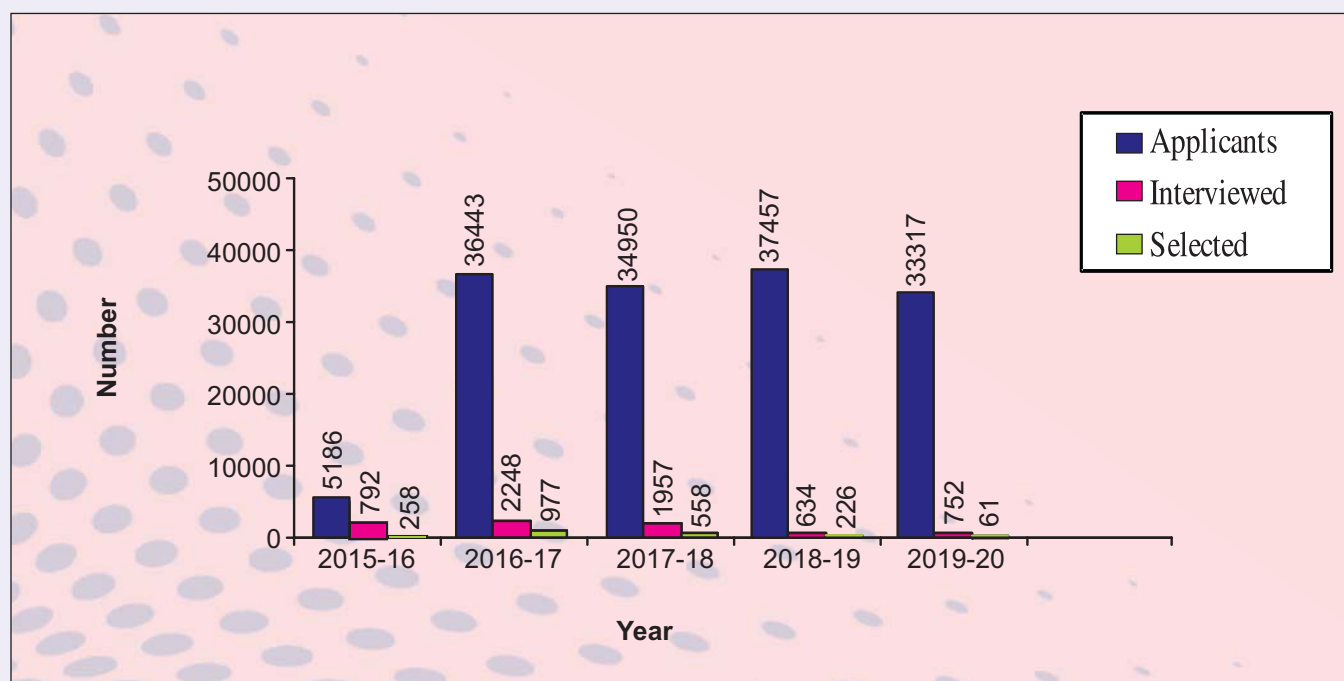
**8.9 Details of Requisition and Posts advertised:-** During the year under report, 60 requisitions involving 567 posts were pending for notification at the commencement of the year. 19 requisitions involving 984 posts were received during the year. Thus, making a total of 79 requisitions involving 1551 posts were pending to be notified during the year. Out of which, 63 requisitions involving 1494 posts were notified during the year. Hence, 16 requisitions involving 57 posts were pending for notification at the end of the year.



S.No.	Particulars	No. of Requisitions	Posts involved
1	Previous year's pending	60	567
2	Received during the year	19	984
3	<b>Total (1+2)</b>	<b>79</b>	<b>1551</b>
4	Advertised during the year	63	1494
5	Requisitions returned to the govt.	-	-
6	Total (4+5)	63	1494
7	<b>Balance (3-6)</b>	<b>16</b>	<b>57</b>
8	Requisitions withdrawn by the Government after notification	-	-

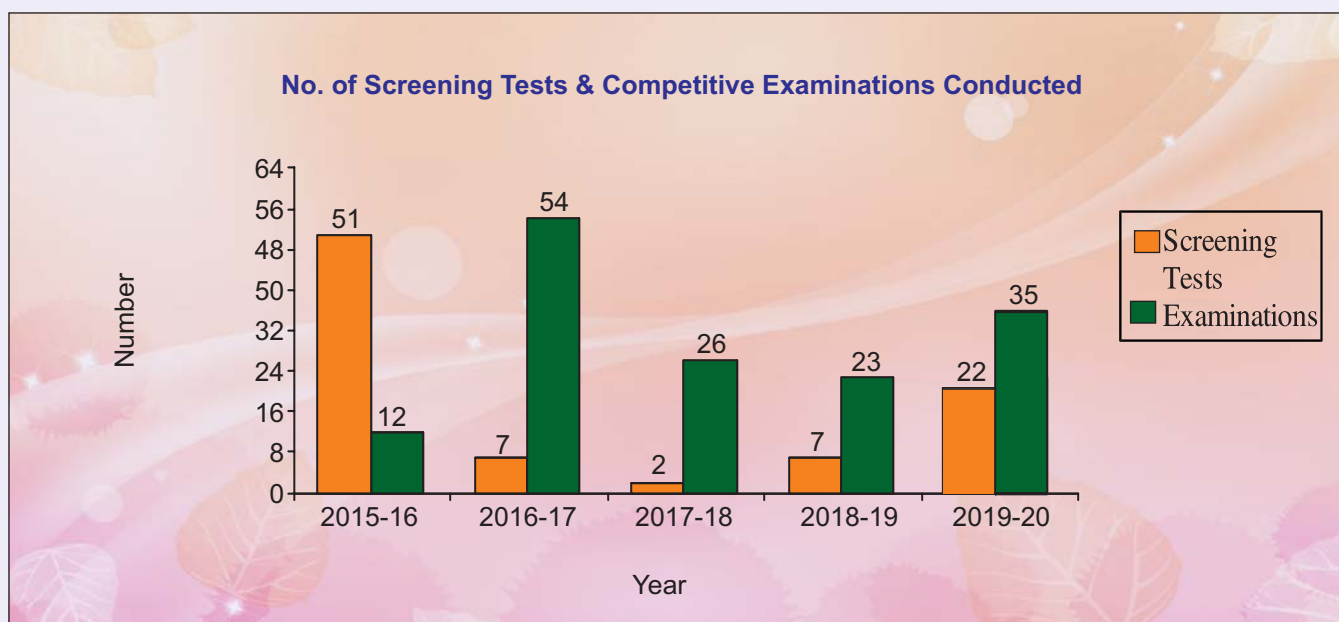
8.10 During the year under the report, after completion of various recruitment process a total of 61 recommendations were sent to the concerned departments for appointment. The details of selections done relating to the above requisitions as given in Appendix VII-C (Item Number 1 to 10) are summarized in the following table:

**Graphical Presentation of data of No. of Applicants, Interviewed  
and Selected candidates in the last 5 years  
by the method of interview only**



Work completed		Number of candidates		
Number of Requisitions	Posts involved	Applied	Interviewed	Selected
10	289	33317	752	61

- 8.11 In the year 2019-20, a total number of 2027 posts of various departments were received, out of which 937 (46.23%) were Non-Technical posts. i.e. those which required general graduation degree. There were 900 (44.40%) posts of Medical Education Department, 189 (9.33%) posts of Engineering & 1 (0.04%) post belonged to other remaining Technical Departments for which specialized/technical qualifications were required. Thus, it is clear that in the year 2019-20, the requisitions received for the post of Engineering, Medical & Technical were more than of Non-Technical Post. **Statement showing the number of Engineering, Medical, Technical and Non-Technical posts for which requisitions were received during the year 2019-2020 is given in Appendix VII-A.**
- 8.12 In last financial year 2019-2020, a total number of 1815 posts were advertised out of which, 457 (25.18%) were Non-Technical posts. 1267 (69.86%) posts were of Medical qualification, 3 (0.16%) were of Engineering & 88 (4.85%) belongs to other remaining Technical Departments. The above analysis makes it clear that in the last financial year 2019-20, the posts which required specialized/ Technical qualification were advertised more than that of Non-Technical Posts. **Department wise/ category wise break-up of requisitions advertised against requisitions received during the year 2019-2020 is shown in Appendix VII-B.**
- 8.13 A list of posts for which requisitions were cancelled after advertisement but before Interview has been given at Appendix VII-F.
- 8.14 During the period under report, the Commission recommended names of 40 candidates from reserve lists. Details of which are given in Appendix VII-H.
- 8.15 **Screening tests:-** The Commission conducted 22 screening tests for short listing the candidates in respect of 510 posts of various departments. The details of screening tests conducted are given in Appendix VII-E.



- 8.16 List of posts advertised but selections remained incomplete during the year under report has been given in Appendix VII – D.

- 8.17 Details of posts for which no candidate found suitable and posts advertised but no candidate applied are given in Appendix VII-G and VII-I respectively.
- 8.18 Details of posts for which Interviews were fixed but none of the candidates were present has been given in Appendix VII-J.
- 8.19 **Interview Boards:-** During the year under report, the Commission interviewed 3+3017=3020 (Examination + Recruitment) candidates for different posts/ services by constituting 83 Boards. The number of days on which one and two Boards interviewed the candidates were 10 and 73 respectively.
- 8.20 **Candidates debarred from the Commission's examinations-** One (1) candidate found adopting unfair means in the examination conducted by the Commission was debarred, during the year under report.
- 8.21 **Key Validation:-** During the year 2019-20, the Commission organised 90 workshops of subject experts for validating objections of candidates with regard to 92 model answer keys. On the basis of the report submitted by the subject experts, total 69 final answer keys were finalized for result declaration and 75 final answer keys were published on the R.P.S.C. website.

## IX. RESERVATION FOR SC, ST, OBC, M.B.C., E.W.S, P.D. AND WOMAN CANDIDATES (WD & DV)

### (a) Recruitment by examination with or without interview :

- 9.1 Reservation of 16, 12, 21, 1 and 10 *percent* of posts have been fixed for candidates belonging to Scheduled Caste, Scheduled Tribe, Other Backward Class (for OBC's w.e.f. 28/09/93), Most Backward Class (for MBC's w.e.f. 13/02/2019) and Economically Weaker Section (for EWS w.e.f. 19/02/2019). 30 percent reservation of vacancies has been fixed for woman candidates in direct recruitment. Reservation of vacancies for woman candidates is to be adjusted proportionately in the respective category (Reservation of 8 and 2 *percent* of posts has been fixed for candidates belonging to Widow and Divorcee candidates) to which they belong and the reservation shall be treated as horizontal (for woman candidates vide Notification dated 7/06/99 w.e.f. 01/04/99). Similarly, 4 *percent* reservation of vacancies has been fixed for Physically Disabled candidates in direct recruitment, which shall be treated as horizontal and adjusted from among all categories (reservation for Physically Disabled candidates enforced vide Notification dated 24-01-2019).

### (b) Recruitment through interview based on weightage formula :

- 9.2 In case of recruitment through interview based on weightage formula, the Commission selected and recommended candidates as per details given below:-

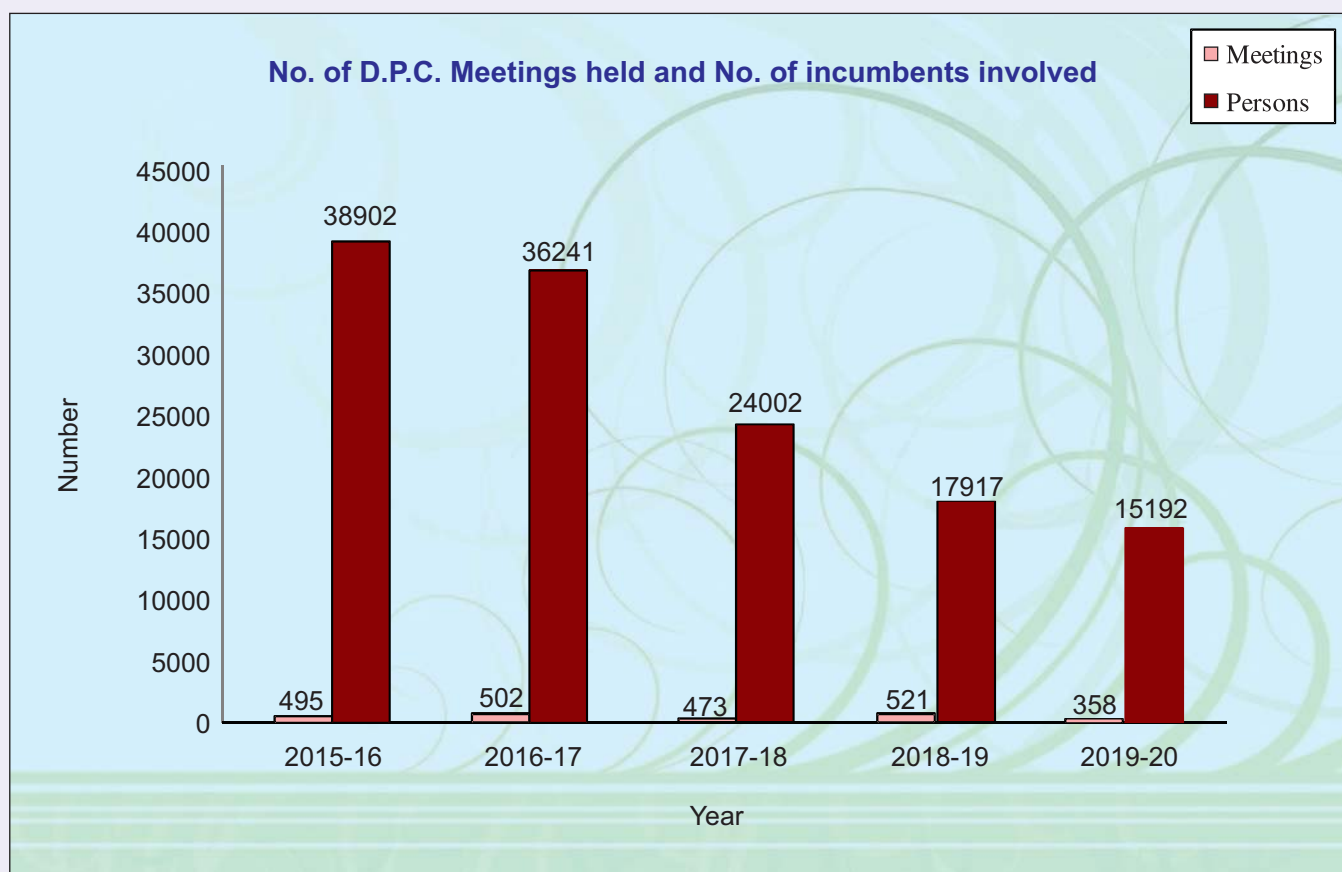
Category	Number of posts reserved							Number of candidates recommended								
	M	F	WD	DV	Ex- service men	(P.D.)		Total	M	F	WD	DV	Ex- service men	(P.D.)		Total
						M	F							M	F	
SC	32	7	0	0	0	12		289	3	0	5	2	0	2		61
ST	34	7	1	0	0				1	0	10	7	0			
OBC	39	11	0	0	0				9	1	8	7	0			
SBC	1	0	0	0	0				0	0	1	0	0			
Gen.	111	34	8	0	4				10	1	12	7	0			
Total	217	59	9	0	4				23	2	36	23	0			

\* P.D. & Woman candidates from among all categories.

- 9.3 Details showing department wise position of Physically Disabled candidates recommended against posts reserved for them is given in Appendix VIII-A.

## X. DEPARTMENTAL PROMOTION COMMITTEES AND OTHER COMMITTEES

- 10.1. The Commission held meetings of Departmental Promotion Committees on 279 occasions for promotion involving 12612 persons, of which highest number of incumbents belonged to the Primary & Secondary Education Department (100) and other important Departments were Agriculture Department (20), Department of Personnel (19), Finance Department (12), Public works Department (12) and Public Health Engineering Department (11).
- 10.2. The meetings of Review Committees were also held on 62 occasions for promoting 2262 persons, of which highest number of incumbents belonged to the Department of Personnel (8), Finance Department (08), Animal Husbandry Department (05), Primary & Secondary Department (05) and Agriculture Department (04).
- 10.3. Meetings of Screening Committees were also held on 17 occasions for regularizing 318 persons.



## XI. EXTENSION IN THE TERM OF TEMPORARY APPOINTMENTS

- 11.1 It was mentioned in the previous year's report in regard to the cases of *ad hoc*/temporary appointments referred to the Commission for obtaining their concurrence to the extension of their terms to temporary appointments. The Government has also been apprised of the alarming position in regard to the cases of *ad hoc*/temporary appointments lasting over 10 years with the intention that the Government might take expeditious steps for regularizing those cases. The position of *ad hoc*/temporary appointments still remained unchanged. An illustrative list of long outstanding cases of such *ad hoc*/temporary appointments have again been mentioned in Appendix IX.
- 11.2 During the period, the Commission accorded their concurrence for extension in the term of Temporary appointments in respect of 606 persons appointed against the posts to be filled by Direct recruitment quota as per the details given in Appendix-XI.
- 11.3 The number of such *ad hoc*/temporary appointees were 875 during the year, while it was 769 in the previous year. The Government will take appropriate action in order to put a check on such appointments.
- 11.4 During the period under report, the Commission accorded their concurrence for extension in the term of temporary appointments in respect of 269 persons appointed against the posts to be filled by Promotion Quota as per the details given in Appendix-X.
- 11.5 Some of the appointing authorities failed to furnish complete information in the prescribed Performa while referring to the cases of urgent/temporary appointments to the Commission for obtaining their concurrence. The result is that the Commission had to make back references before considering the case for conveying their concurrence. During the year incomplete references, appointed against Direct Recruitment Quota/Promotion Quota posts were referred to the Commission. A list there of is available in Appendix-XII.

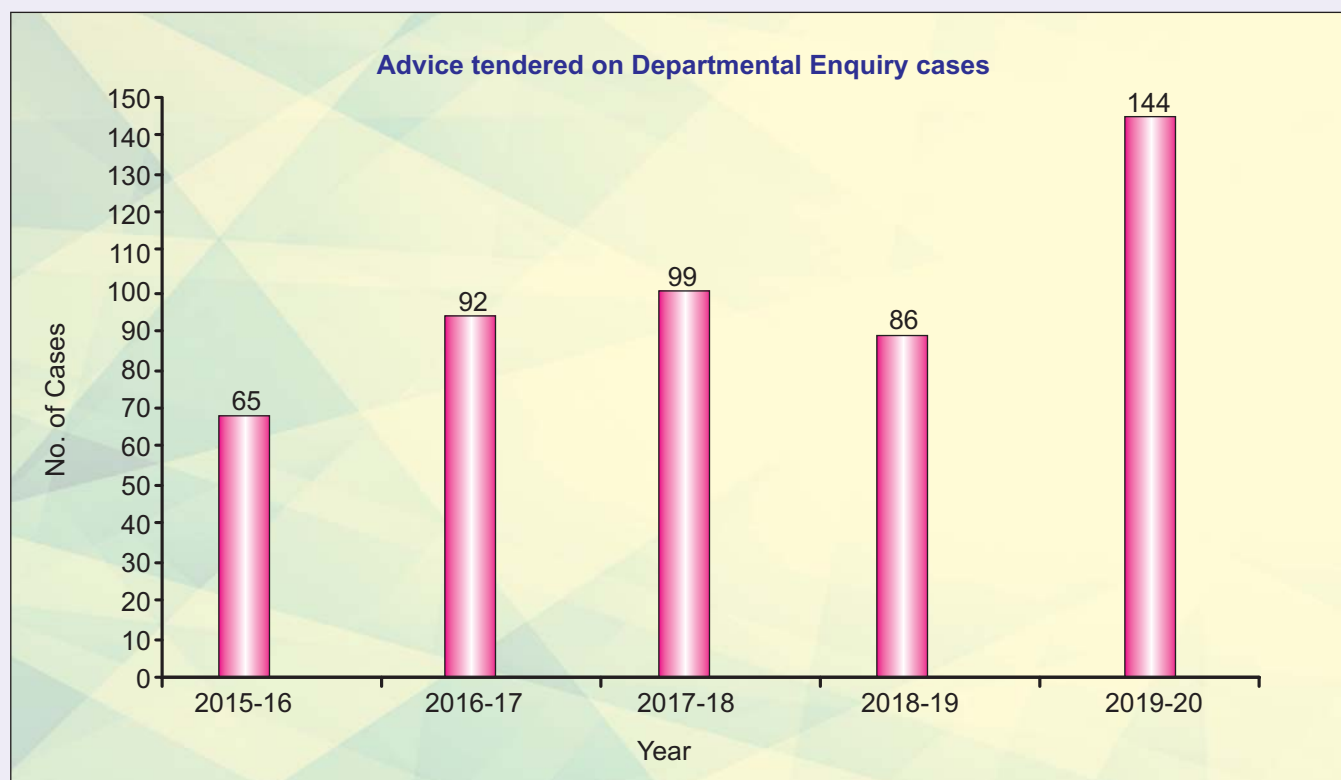
## XII. IRREGULAR APPOINTMENTS

- 12.1 No case of irregular appointments made by the departments were observed by the Commission during the year under report.

### XIII. DISCIPLINARY CASES AND APPEALS

- 13.1 Disciplinary cases:- 41 Departmental Enquiry (D.E) cases of previous years were pending with the Commission at the commencement of the year. 09 cases pending at the government level were retrieved and 4 cases were under reconsideration, making it a total of 54 cases. During the year under report, the Commission received 166 new cases. Thus, overall 220 D.E cases were pending at the commission level.
- 13.2 The Commission tendered their advice on 54 cases which were received in previous year(s). No case was returned to the Government which was out of purview of the Commission. 45 cases were pending with the Government for want of information and No case remained under consideration of the Commission.
- 13.3 Out of 166 new cases received during the year, advice was tendered on 90 cases. Out of balance of 76 cases, 16 cases were pending with the Government for want of information and 60 cases were remained under consideration of the Commission.
- 13.4 Hence, total number of cases on which advice tendered by the Commission were  $90+54=144$ .
- 13.5 At the end of the year, 121 cases were pending for advice of the Commission.
- 13.6 During the year under report, the Government conveyed their acceptance in 160 cases. Out of which, 31 cases were related with current year on which the commission tendered their advice during the year 2019-20. The government also conveyed their acceptance in 129 cases on which the Commission had tendered their advice in the previous year(s).

S.No.	Particulars	No. of D.E. Cases pertaining to-		Total
		Current Year	Previous Year(s)	
	<b>(A) At the Commission's Level</b>			
1	Previous year's balance	-	41	41
2	Received during the year	166	-	166
3	Cases pending at the Government level retrieved	-	09	09
4	Reconsideration cases	-	04	04
	<b>Total</b>	<b>166</b>	<b>54</b>	<b>220</b>
5	Advice tendered by the Commission and matters sent to the Government	90	54	144
4	Pending advice with the Commission			
	(A) Under clarification with the Govt.	16	45	61
	(B) Under consideration of the Commission	60	-	60
	(C) Cases out of purview of the Commission	-	-	-
	<b>Total (A+B+C)</b>	<b>76</b>	<b>45</b>	<b>121</b>
	(D) Case terminated by the Government (Reconsideration case)	-	01	01
	<b>(B) At the Government's Level 2019-20</b>			
1	Advice tendered by the Commission		160	
2	Acceptance conveyed by the Govt.			
	(A) Pertaining to the current year		31	
	(B) Pertaining to the previous year/year(s)		129	
	<b>Total</b>		<b>160</b>	

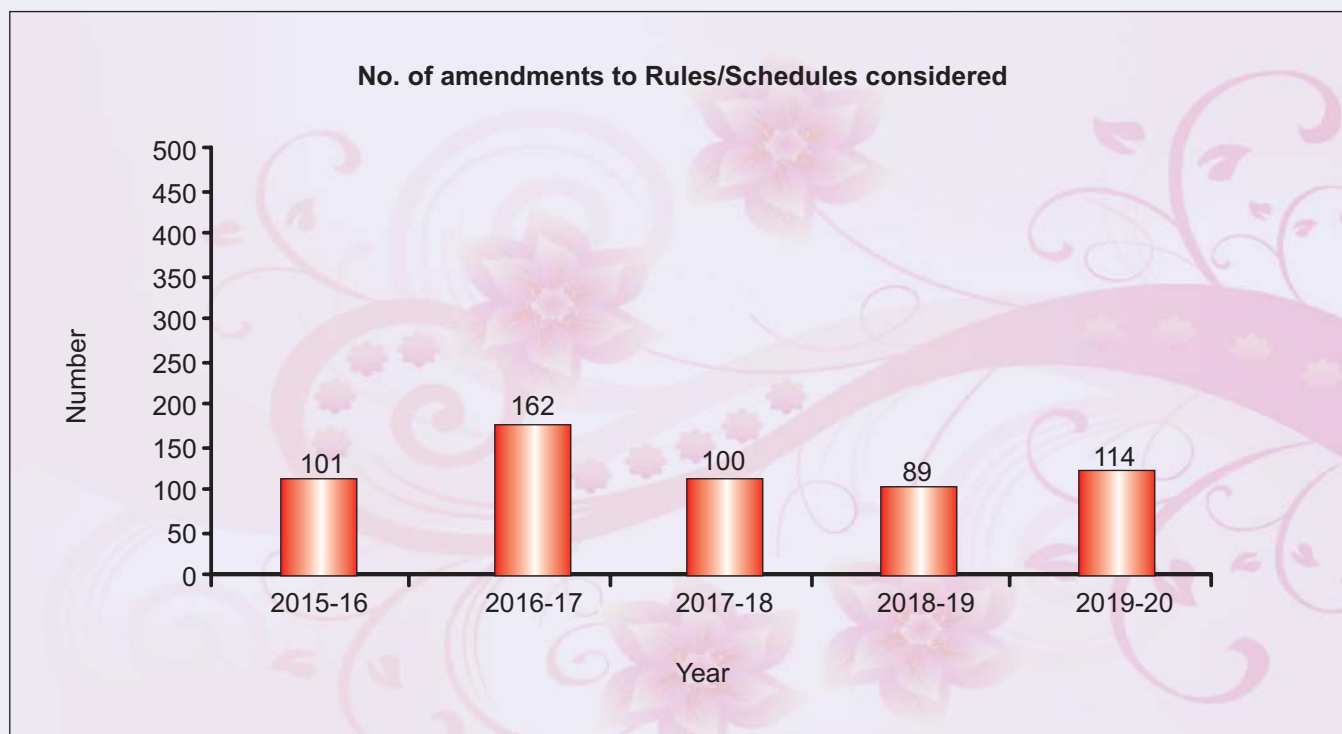


- 13.7 **Litigations/Writs :-** During the year under report, 855 new cases in addition to 3827 cases of previous years of Civil suits/Complaints/Writ petitions/appeals/D.B. special appeals/S.L.P. filed in the Civil Courts/High Court/Service Tribunal/Supreme Court/State Consumer Protection Commission/District Consumer Forum etc. were pending, making it a total of 4682 cases. During the period under review, the number of cases decided by the various courts was 836. In the report period, thus, 3846 cases are awaiting decision in various courts. These cases linked to various recruitment exams delay recruitment process. Therefore, to reduce the increasing number of suits filed in the Hon'ble Courts, the Commission has decided to constitute a Pre Litigation Committee so that the complaints may be disposed off at the Commission's level.



**XIV. SERVICE RULES**

- 14.1 The Commission conveyed its concurrence to Draft Amendments to **114** Rules/ Schedules relating to various services which were referred to the Commission during the year under report. Details thereof have been given in Appendix-XIII.
- 14.2 During the year under report, the Commission has also examined and dealt with the Draft of **01** New Rule. Details thereof have been given in Appendix- XIV.
- 14.3 During the year under report, the Government has promulgated New Service Rules and amendments in **34** Service Rules/Regulations as shown in Appendix-XV.
- 14.4 During the year under report, the Commission has also examined and dealt with 03 Compassionate appointment matters. Details thereof has been given in Appendix-XVI and Appendix-XVII.



## XV. NON – ACCEPTANCE OF COMMISSION'S ADVICE

- 15.1. It is a matter of satisfaction that no case of non-acceptance of Commission's advice by the Government came to the notice of the Commission during the year under report.

## XVI. MISCELLANEOUS

### Visits – Chairmen/Members/Officers:-

- 16.1 Shri S.L. Meena and Dr. K.R.Bagaria, Hon'ble Member, visited Telangana Public Service Commission, Hyderabad from 03 May, 2019 to 05 May, 2019 and held Meeting with Hon'ble Chairman & Members of Telangana PSC.
- 16.2 Shri K.K.Sharma, Secretary (RPSC) visited Maharashtra Public Service Commission, Mumbai and Uttar Pradesh Public Service Commission, Allahabad from 12 May, 2019 to 14 May, 2019 to study the Rules and Procedure of State Civil Services Examination.
- 16.3 Dr. P.C.Yadav, Controller of Examination and Dr. R.Panchmai, Deputy Controller of Examination from Madhya Pradesh Public Service Commission, Indore visited RPSC on 20 May, 2019 to 21 May, 2019. They had discussion on various matters such as Digital valuation of Descriptive Answer Sheets (OSM), Computer Based Tests and Other IT based systemic reforms, RTI related matters, Complaint redressal and measures to decrease litigation.
- 16.4 Shri R.K.Pachnanda, IPS (Retd.), IAS, Hon'ble Chairman from Haryana Public Service Commission, Panchkula visited RPSC on 13 January, 2020.
- 16.5 Shri Ng. Robin Singh, IAS, Secretary from Manipur Public Service Commission, Imphal visited RPSC on 13<sup>th</sup> February, 2020. He had discussion on various matters such as Digital valuation of Descriptive Answer Sheets (OSM), Computer Based Tests and Other IT based systemic reforms.
- 16.6 Shri M.K.Sakeer, Advocate, Hon'ble Chairman from Kerala Public Service Commission, Thiruvananthapuram visited RPSC on 11 March, 2020. He had discussion on various matters such as Digital valuation of Descriptive Answer Sheets (OSM), Computer Based Tests and Other IT based systemic reforms.
- 16.7 **Library:-** The Commission has its own Library enriched with large number of reference books of various subjects, periodicals, magazines, encyclopedia, newspapers etc. for readers, subject- experts, examiners and for the Commission's staff. Details of these are mentioned as under:-

Study material available in library during the year 2019-20		
1.	Total Books	21295
2.	Number of bound periodicals	7129
3.	Journals	35
4.	General Magazines	35
5.	Newspapers	11
6.	Circulation of Books	7985

16.8 **ISO 9001:2008 Certification:** The Rajasthan Public Service Commission was awarded ISO 9001:2008 for Quality Management on 22 June, 2011 by Quest certification (P) Ltd., accredited by Joint Accreditation System of Australia and New Zealand. **The Rajasthan Public Service Commission is the second State P.S.C. in India after Gujarat who got this certificate.**

16.9 **Implementation - Report of the “Right to Information Act, 2005”:-** 283 applications were pending with the Commission on 01 April, 2019 under the “Right to Information Act”. During the year under report, 2701 applications were received desiring various information, thus making a total of 2984. The Commission disposed off 2831 applications i.e. information provided to 2748 applications and 83 applications were rejected. Thus, 153 applications remained pending at the close of the year under report. Similarly, the details of the first and second appeals are given in the table below.

16.10 **Disposal of Applications /Appeals under the “Right to Information Act, 2005”:-**

S.No.	Particulars	No. of Application	First Appeal	Second Appeal	Total
1	Pending Applications /Appeals of the last year	283	9	33	42
2	Applications /Appeals pertaining to the current year	2701	321	29	350
	<b>Total</b>	<b>2984</b>	<b>330</b>	<b>62</b>	<b>392</b>
3	Disposal of Applications /Appeals during current year	2831	323	54	377
4	Balance of pending Applications / Appeals	<b>153</b>	<b>7</b>	<b>8</b>	<b>15</b>

16.11 An amount worth Rs.41381/- was received as fees under “Right to Information Act, 2005”, during the year under report.

16.12 During the year under report, No appeal was pending with the Commission under the Nishkataan Act on 01 April, 2019. One appeal was received under the Nishkataan Act, which was disposed off during the year.

16.13 During the year under report, No complaint was pending with the Commission on 01 April, 2019. One complaint was received under the Right to Information Act, 2005 from the Rajasthan Suchna Aayog, which was disposed off during the year.

16.14 **Details of I.T. Innovations done during the year**

**IT Initiatives & Activities 2019-2020 :**

**Objectives of RPSC towards IT initiatives :-**

- Towards Less paper and Transparent service delivery.
- Inviting Online Applications for various recruitments through more advanced and State's Integrated Recruitment Portal (<http://recruitment.rajasthan.gov.in>) based on Rajasthan Single Sign-On (Raj SSO)

**Applications/IT activities :**

- A total of 2,91,771 online Applications have been invited since 01/04/2019 till 31/03/2020.
- Conducted Examinations related to 19 recruitments.
- On-line Objections for 19 recruitments have been invited so far.

- Result processing for various examinations in coordination with concerned sections.
- Maintenance of RPSC Official Portal.

**Additional IT initiatives taken :**

- Scribe Panel Management System.
- Geo-tagging of RPSC's Exam centres for centre tracing and map on Admit Cards.
- Exam Centre Management System.
- Online Application form Simplification.
- Official portal & examination process to be made more accessible for person with disabilities.

**Awards & Recognitions to the Commission**

S.No.	Year	Name of Award	Institution	Purpose
1	2006	Naitik Samman	Guljari Lal Nanda Foundation	For integrity & objectivity
2	2010	I.S.O. 9001:2008	Quest Certification (P) Ltd.	For efficiency
3	2011	Rajasthan e- Governance Champion Award	Department of IT & C, Govt. of Rajasthan	For online application & fee deposition
4	2012 (15-11-12)	e-India Public Choice Award	e-lets India	For online application (under Govt. to citizen category)
5	2013 (11-02-13)	National e-Governance Gold Award	Department of Administrative Reforms, Govt. of India	For best Government Portal of India
6	2013	FIPS Award (Financial Inclusion & Payment System)	e-lets India	Best project for alternative payment system for candidates.
7	2014 (14-03-14)	Secure IT Award		For Online Secure Payment System for candidates
8	2014 (10-06-14)	Cloud Gov 2014 award		For Exam Centre Reporting App for Best In-house Innovation
9	2014 (07-08-14)	Finalist in Manthan Award 2014 award		For Online Project for e-Governance Initiatives on 07 August, 2014 at Pune
10	2015 (13-03-15)	Secure IT Award		For Online Objection Portal for Best Portal for e-Governance at New Delhi
11	2015	Award given for MEMORY (My Exam My Online Re-view Yes) Application at New Delhi	e-lets India	Innovative use of Information and Communication Technology (ICT)
12	2015	Order of Merit Award given by Skoch for MEMORY application at New Delhi	Skoch	India's Best Project for 2015 in Smart Governance

S.No.	Year	Name of Award	Institution	Purpose
13	2016	RPSC awarded Smart Governance Initiative (SGI) award 2016 for On- Screen Marking Application at New Delhi	Elets India	Smart Governance Initiative for On-Screen Marking Application
14	2017	RPSC Recognized as Finalist in Manthan Awards 2016-17 at Faridabad, Haryana	Manthan	Best use of Technology for Government & Citizen Engagement
15	2018	RPSC awarded Smart City Ajmer award 2018 at Ajmer on 13 April, 2018		Best use of e-Governance in Rajasthan
16	2018	RPSC awarded Technology Sabha Awards 2018 at Vizag, Andhra Pradesh on 11 August, 2018		Smart e-Governance use for On-Screen Marking under Document category

## XVII. ACKNOWLEDGEMENT

- 17.1. The Commission acknowledges the support and co-operation extended by the State Government, Heads of Departments, District Collectors and other Organizations of the State Government in the discharge of its functions.
- 17.2. The Commission will like to place on record its appreciation to the staff and the authorities of the educational institutions for extending help and co-operation to the Commission in conducting various examinations and in counseling process.
- 17.3. The Commission also records their appreciation for the devoted and efficient services rendered by their officers and staff.

# APPENDICES



## APPENDIX-I

### Functions of the Commission

The functions exercised by the Rajasthan Public Service Commission are laid down in Article 320 of the Constitution of India.

The Public Service Commission shall be consulted:-

- (a) On all matters relating to methods of recruitment to civil services and for civil posts;
- (b) On the principles to be followed in making appointments to civil service and posts and in making promotions and transfers from one service to another and on the suitability of candidates for such appointments, promotions or transfers;
- (c) On all disciplinary matters affecting a person serving under State Government in civil capacity, including memorials or petitions relating to such matters;
- (d) On any claim by or in respect of a person who is serving or has served under the State Government, in a civil capacity that any costs incurred by him in defending legal proceeding instituted against him in respect of acts done or purporting to be done in the execution of his duty should be paid out of the Consolidated Fund of the State;
- (e) On any claim for the award of a pension in respect of injuries sustained by a person while serving under the State Government in a civil capacity and any question as to the amount of any such award; and
- (f) Any other matter referred to them by the Government.

It shall not be necessary for the Commission to be consulted in matters relating to methods of recruitment to Civil Services and Posts, or the principles to be followed in making appointments to such posts, or the suitability of the candidates for such appointments :-

Unless otherwise provided in the relevant Service Rules for recruitment to any post in a Service, when the appointment is to be made to any post -

1. in Ministerial Service, or
2. in Subordinate Service or State Service whether technical or non-technical starting with an initial Grade Pay of "Rs. 3600/- or less per month" as per R.P.S.C. (Limitation of Functions) Regulations, 1951.

-----



## APPENDIX-II

## Profiles of Honourable Chairman and Honourable Members of the Commission

1. **Shri Deepak Upreti, I.A.S (Retd.)** - Date Of Birth: 15<sup>th</sup> of October 1958.

» **Educational Qualification** : M.Sc. (Geology), B.Sc.

» **Experience:**

- ◆ 2018 : Additional Chief Secretary Home, Home Guards, Jail & Rajasthan State Investigation Bureau and Ex. Officio Chief Vigilance Commissioner, Rajasthan, Jaipur.
- ◆ 2016-17 : Principal Secretary to the Government, Home, Home Guards, Jail & Rajasthan State Investigation Bureau and Ex. Officio Chief Vigilance Commissioner, Rajasthan, Jaipur.
- ◆ 2016 : Principal Secretary to the Government, Mines and Petroleum Department & Chairman Rajasthan State Mines and Minerals Ltd. Raj., Jaipur.
- ◆ 2014-16 : Principal Secretary to the Government, Cooperative Department, Raj., Jaipur.
- ◆ 2012-14 : Principal Secretary to the Government, Medical and Health Deptt., Raj., Jaipur.
- ◆ 2011 : Commissioner, Transport Department and Ex-Officio Principal Secretary to the Government, Transport Deptt. Raj., Jaipur.
- ◆ 2010 : Commissioner, Transport Department and Ex-Officio Secretary to the Government, Transport Deptt. Raj., Jaipur.
- ◆ 2008-10 : Secretary to the Government, Finance Deptt. (III), Raj., Jaipur.
- ◆ 2005-08 : Divisional Commissioner, Ajmer.
- ◆ 2003-05 : Commissioner, Commercial Taxes Deptt., Raj., Jaipur.
- ◆ 2003 : Secretary to the Government, Finance (Revenue) Department, Rajasthan, Jaipur.
- ◆ 2001-03 : Special Secretary to the Government, Finance (Revenue) Department, Rajasthan, Jaipur.
- ◆ 1999 : Managing Director, R.S.R.T.C., Jaipur.
- ◆ 1996-99 : Collector & District Magistrate, Alwar.
- ◆ 1994-96 : Collector & District Magistrate, Rajsamand
- ◆ 1991-94 : Managing Director, Rajasthan State Cooperative Kanya Vikrya Sangh, Jaipur.
- ◆ 1990-91 : Addl. Collector (Dev.) & Ex. Officio, P.D., D.R.D.A., Pali
- ◆ 1988-90 : Sub-Divisional Officer, Bhinmal (Jalore).
- ◆ 1986-88 : Under Training.
- ◆ 1986 : Worked in ONGC, (Graduate Trainee), as Assistant Professor (Lucknow University) and IRTS (Indian Railways) before joining IAS.
  - Visited Canada, UK, Norway, Italy and Australia in connection with various programmes.
  - Received State Award in 1997 and honoured by Canadian Customs & Revenue Agency for contribution to VAT Law (Taxation) in 2004.

**Joined as Chairman, Rajasthan Public Service Commission on 23-07-2018 (A/N).**

2. **Dr. Shiv Singh Rathore** - Date Of Birth: 10<sup>th</sup> of Feb 1972

*If innovation is a mindset, it has to be cultivated with a systematic educational approach. This is quite evident with the way Dr. Shiv Singh Rathore has built up to his current position of expertise.*

- **Qualifications:-**

Dr. Shiv Singh Rathore completed his M.Sc. in Geology from Jai Narain Vyas University, Jodhpur. First in his class and a **Gold Medalist in M.Sc**, he then moved on to his Research work. Not one to shy away from substantial subjects, his research was based on “**Hydro Geotourism and the burning problem of rising ground water level of Jodhpur city, Rajasthan, India**”. His scholarly performance and outstanding approach towards his research subject, earned him a **Ph.D. degree** from Jai Narain Vyas University, Jodhpur.

**His Erudite Research Work has been awarded Marwar Ratan.** Not only this his concept of Hydrogeotourism was **honoured by District Administration, Govt. of Rajasthan** with Appreciation Certificate on Independence Day. His research and hydrogeotourism concept was **also honoured with Gold Medal** on Veer Durgadas Jayanti.

- **Research Work:-**

Dr. Singh has made a thorough study of natural and traditional water bodies of Jodhpur city. He initiated for the very first time - the classification of Jodhpur's water bodies based on their origin, size, and characteristics amongst other discernible traits. He is credited with the very coinage of the term **hydrogeotourism in the world**.

Dr. Singh has studied various geotourism sites, geomorphites, geosites, and geoparks on an international level and concurrent with the modified Knapic et al., 2009, USA scale. He found that water bodies of Rajasthan are the most suitable as hydrogeotourism sites.

*“Hydrogeotourism refers to tourism that sustains or enhances the geological and geographical character of the water impounding place or structures being visited, including its scientific educational value, environment, culture, aesthetics, heritage and well-being of its residents. Hydrogeotourists are conscious of the environment and inclined to seek culture and unique experiences when they travel to water impounding places or structures of any area.”*

This is a new segment in tourism. As such, it has a vast and untapped potential to be promoted as an extended subcategory of educational or ecotourism or destination events or royal wedding and social gathering tourism. This endeavour can directly help in :-

- » The growth of tourism
- » Restoration of the world famous royal heritage of Rajasthan
- » Most importantly, it can help save water from contamination. The pollution level in most of these water bodies is extremely high and steadily rising. The hydrogeotourism approach will make the society more conscious towards these water bodies. Hence, it will be directly responsible for the potential increase of safe drinking water for our societies.

- **Research Achievement:-**

- » To solve the burning problem pertaining to critical ground water rising level and its adverse effects on the people and property of the Jodhpur city.
- » Documentation and classification of water impounding structures of the Jodhpur city and their implication to hydrogeotourism and geoheritage sites.
- » Reporting of heavy metals from surface and ground water of the Jodhpur city and their health hazards.

- **Research Award:-**

- » Marwar Ratan for the year 2015 was given to Dr. Shiv Singh's outstanding research work.
- » Dr. Rathore's Ph.D. and his concept of Hydrogeotourism was honoured by District Administration, Govt. of Rajasthan with Appreciation Certificate on Independence Day.
- » Dr. Rathore's research and hydrogeotourism concept was also honoured with Gold Medal on Veer Durgadas Jayanti.
- » Dr. Rathore's research work on rich royal heritage & water impounding structures was also honoured by "Kaivay Appreciation Certificate".

- **List of Publications:-**

- » **Rathore S.S.**, Mathur S.C. 2014. Journey of the Jodhpur city through water bodies and heritage, 84<sup>th</sup> Annual Session of **The National Academy of Science (NASI)**, JNV University, Jodhpur (4 to 6 Dec., 2014).
- » **Rathore S.S.**, Mathur S.C. 2014. Symposium on Jodhpur – The Gateway of The Thar Desert : Opportunities and Challenges, 84<sup>th</sup> Annual Session of The National Academy of Science (NASI), JNV University, Jodhpur (4 to 6 Dec., 2014).
- » **Rathore S.S.**, Mathur S.C. 2014. Journey of Jodhpur city since its foundation through Water Impounding Structures, **Indian Science Congress**.
- » Mathur, S.C.; **Rathore, S.S.** and Rathore, P.S. Rising ground water problem of the Jodhpur city: causes and Remedies. **International Journal of tourism and Geosites**, Uni. Oredea, **Romania** (In press).
- » Mathur, S.C.; **Rathore, S.S.** and Rathore, P.S. Water Impounding structures of the Jodhpur city: A hydrogeotourism implication. **International Journal of tourism and Geosites**, Uni. Oredea, **Romania** (In press).
- » Sharma Purnima, **Rathore, S.S.**, Rai V, Rathore, P.S. and Mathur, S.C. Assessment of geoenvironment on water quality: A case study of **Jodhpur city**, Western Rajasthan, India, In Shrivastava K.L. and Arun Kumar (Eds.), **Georesources**. Indian Science congress volume. P.287- 295. Scient.Pub. Jodhpur.
- » Mathur S.C; Bhanwara Ram; Rathore P.S.; and **Rathore S.S.**, A new insight in the Geology of the **Jodhpur Group of the Marwar Supergroup**, Western Rajasthan, India. In Shrivastava K.L. and Arun Kumar (Eds.). **Georesources**. Indian Science congress volume. P.215- 218. Scient.Pub.Jodhpur.
- » **Rathore S.S.**; Mathur S. and Mathur S.C., Hydrogeological investigation of Natural water impounding structures of the Jodhpur city, Western Rajasthan, India. Implication for **Hydrogeotourism** site. In Ground Water Sustainability in Palaeochannels. P.75-94. Central Ground Water Board Government of India, workshop volume(2016).

- **Family Background:-**

Dr. Shiv Singh Rathore hails from an army family. **His father Shri Bishan Singh Rathore** was a defence professional and served many years in the country's armed forces. Dr. Rathore himself is very much a self-made man

who has shaped his own destiny with years of hard work and research. Undeniably, he is a distinct example of how a systematic educational approach can elevate a person's position to soaring heights without the necessity of any springboard of familial assets in the background.

- **Credentials:-**

Dr. Singh has a considerable experience regarding the working of multinational companies. He was nominated as a trustee in the esteemed Urban Improvement Trust of Jodhpur. He has worked and helped to make Jodhpur, clean and green. He has also contributed in the development of the infrastructure of the city. He has remained the secretary in BJS Educational Society formerly known as Zabar Junior Military School. He was the former director of Jodhpur Sahkari Upbhokta Wholesale Bhandar Ltd. He encourage the young talents of the society and provide them with legitimate opportunities to utilize their skills.

- **Social Work and Patronage:-**

Dr. Singh is heavily in to social work, through the Social Societies, he has been tireless in his work for the improvement of the quality of our education system. He is the Vice President of Jan Arpan Sansthan, since its inception. The sansthan has been working for the advancement of the poor and the disabled. He has been awarded Lok Shree Seva Award by Mad Sansthan on Jodhpur Establishment Day for his social work.

- **Posts Held:-**

- » **2006-2008:** Dr. Shiv Singh Rathore was nominated by the Government of Rajasthan as **the trustee in Urban Improvement Trust, Jodhpur.**
- » **2006-2009:** Dr. Shiv Singh Rathore was elected as the **secretary B.J.S. Educational society, Jodhpur.**
- » **2008-2013:** Dr. Shiv Singh Rathore was elected as **the Director of the Jodhpur Sahakari Upbhokta Wholesale Bhandar Ltd.**
- » **2016:** Till now Dr. Shiv Singh Rathore is holding **the post of Honourable Member Rajasthan Public Service Commission, Ajmer.**

**Joined as Hon'ble Member, Rajasthan Public Service Commission, Ajmer on 30.01.2016(F/N)**

### **3. Smt. Rajkumari Gurjar - Date Of Birth: 1<sup>st</sup> of Oct. 1963**

- » **Educational Qualification : (B.A,B.ED.)**

- ◆ Smt.Rajkumari Gurjar was born on 1 October 1963 in Hindon City, District Karauli, Rajasthan. She did her Schooling from Government Senior Secondary School Gandhi Nagar, Jaipur & Graduation from Maharani College, Jaipur.

- » **Speciality/Interest :**

- ◆ She is a Social worker, mainly concerned with the development and Educational Upliftment of woman and girls.
- ◆ She was member of **District Vigilance committee** from 2013 to 2016.

**Joined as Hon'ble Member, Rajasthan Public Service Commission, Ajmer on 07.12.2016 (F/N).**

**4. Shri Ramu Ram Raika - Date Of Birth: 5<sup>th</sup> of July 1960**

» **Educational Qualification :**

- Master of Arts in Economics 1982 **University of Rajasthan, Jaipur.**
- Bachelor of Science 1979 **University of Rajasthan, Jaipur.**
- Grameen Chhatra Pratibhawan Pariksha 1974 **Topper & Selected for Scholarship in Jayal Tehsil.**

» **Work Experience :-**

- Lecturer, Deptt. of Economics, Govt. College, Jalore 15 Nov., 1983- 05 July, 1985.
- Lecturer, Deptt. of Economics, Govt. College, Nagaur 06 July, 1985-15 Nov., 1991.
- Senior Lecturer, Deptt. of Economics, Govt. College, Nagaur 16 Nov., 1991-17 Aug., 1998.
- Senior Lecturer, Deptt. of Economics, Govt. College, Baran 18 Aug., 1998-12 Jan., 1999.
- Senior Lecturer, Deptt. of Economics, Govt. College, Nagaur 13 Jan., 1999-08 July, 2003.
- Senior Lecturer, Deptt. of Economics, Govt. College, Didwana 09 Jul., 2003-25 Dec., 2004.
- Senior Lecturer, Deptt. of Economics, Govt. College, Nagaur 25 Dec., 2004-02 May, 2017.
- Vice Principal, SBRM Govt. PG College, Nagaur 03 May, 2017 to 23-03-2018.
- Joint Director, College Education Department, Govt. of Raj., Jaipur - 23 March, 2018 to 03 July, 2018.

» **Organised/Coordinated/Participated in the following Orientation Programme, Refresher Courses &**

**Workshops :**

- Orientation Programme 18.07.1988 - 13.08.1988, JNV University, Jodhpur.
- Refresher Course 20.11.2000 - 09.12.2000, JNV University, Jodhpur.
- Refresher Course 03.12.2001 - 22.12.2001, JNV University, Jodhpur.
- Refresher Course 02.02.2004 - 21.02.2004, JNV University, Jodhpur.
- Rashtriya Uchchattar Shiksha Abhiyan Workshop (R.U.S.A.) 22.05.2017-25.05.2017 College Education, Raj. Jaipur  
(Training workshop on Leadership Development)
- Human Rights & Duties Workshop 28.01.2017, SBRM Govt. PG College, Nagaur.
- Regional workshop cum-seminar 29-30.06.2018, Bodh Shiksha Samiti, kukas Jaipur  
(Excellence in higher education in Rajasthan: Planning, Implementation, Success and prospects).

» **Professional Activities :**

- Paper Setter & Examiner in Various Universities & Colleges for 34 years.
- Examiner of Rajasthan State & Subordinate Combined Competitive Examination which is top most recruitment examination conducted for Rajasthan State Civil Services & Other Allied Services.
- Examiner of Patwari Exam 1996.
- Examiner of Gram Sevak Exam 1998.
- Supervised various exams conducted at my college such as University level Examination, Competitive Examination conducted by RPSC and exams related to teaching qualification such as PTET, BSTC & REET.
- Actively supervised various committees of College.
- Worked as a Zonal Magistrate in Parliamentary, Assembly, Local Bodies & Panchayat Raj elections from time to time.
- Supervision of dissertation work for P.G students in various Universities.

» **Other Achievements :**

- Active member of ABVP in student life.
- Actively participated and supervised Pulse Polio Abhiyan.
- Supervised Blood donation camps, Eye camps etc.
- Founder member of Rotary club Nagaur.

**Joined as Hon'ble Member, Rajasthan Public Service Commission, Ajmer on 04.07.2018 (A/N).**

---

## APPENDIX III-A

## (A) List of former Honourable Chairmen of the Commission

S.No.	Name	Tenure of office	
		From	To
1.	Sir S.K.Gosh, Chief Justice	22-12-49	25-01-50
2.	Shri S.C.Tripathi	28-07-50	07-08-51
3.	Shri D.S.Tewari	08-08-51	20-01-58
4.	Shri M.M.Varma	20-01-58	03-12-58
5.	Shri L.L.Joshi, IAS (Officiating)	04-12-58	31-07-60
6.	Shri V.V.Narlikar	01-08-60	26-04-66
7.	Dr. B.L.Rawat, IAS (Officiating)	27-04-66	31-07-66
8.	Shri R.C.Choudhary, RHJS	08-02-67	09-10-71
9.	Shri B.D.Mathur	09-10-71	23-06-73
10.	Shri R.S.Kapur	24-06-73	10-06-75
11.	Shri Mohammed Yaqub, R.H.J.S.	27-06-75	30-06-79
12.	Shri Ram Singh Chouhan, IAS	30-06-79	10-09-80
13.	Shri Hari Dutt Gupta	10-09-80	09-06-83
14.	Shri S. Adaviyappa	10-06-83	26-03-85
15.	Dr. D.D.Chavan	26-03-85	07-11-85
16.	Shri J.M.Khan, IAS	07-11-85	27-11-89
17.	Shri S.C.Singaria (Officiating)	27-11-89	05-09-90
18.	Shri Yatindra Singh, IAS	05-09-90	06-10-95
19.	Shri Hanuman Prasad, IAS	06-10-95	30-09-97
20.	Shri P.S.Yadav, IPS	30-09-97	06-11-97
21.	Shri Devendra Singh, IPS	06-11-97	30-12-00
22.	Shri N.K.Berwa, I.A.S.	31-12-00	22-03-04
23.	Shri G.S.Taunk	15-07-04	04-07-06
24.	Shri H.N.Meena, IPS (Retd.) (Officiating)	04-07-06	19-09-06
25.	Shri C.R. Chaudhary	23-02-08	28-02-10
26.	Shri Mahendra Lal Kumawat, IPS (Retd.)	28-02-10	01-07-11
27.	Prof. B.M. Sharma	01-07-11	31-08-12
28.	Dr. Habeeb Khan Gauran, IPS (Retd.)	31-08-12	23-09-14 (Resigned)
29.	Dr. R. D. Saini (Officiating)	23-09-14(A/N)	10-08-15
30.	Dr. L.K Panwar, IAS (Retd.)	10-08-15	10-07-17
31.	Shri Shyam Sunder Sharma	11-07-17	28-09-17
32.	Dr. Radhe Shyam Garg	18-12-17 (A/N)	01-05-18 (A/N)

## APPENDIX III-B

## (B) List of former Honourable Members of the Commission

S.No.	Name	Tenure of office	
		From	To
1.	Shri Devi Shanker Tewari	26-01-50	07-08-51
2.	Shri N.R. Chandrakar	26-01-50	31-12-50
3.	Shri V.R.Adige	17-02-51	16-02-57
4.	Shri M.M.Varma	28-06-52	20-01-58
5.	Shri L.L.Joshi, IAS	01-03-57 & 01-08-60	03-12-58 & 20-11-61
6.	Shri Raghukul Tilak, Vice Chancellor	04-02-58	07-01-60
7.	Shri S.L.Ahuja, IAS	01-12-59	17-11-64
8.	Shri Shyam Lal, IAS	17-04-61	15-04-66
9.	Shri B.L.Rawat, IAS	04-09-61	04-09-66
10.	Shri R.C.Choudhary, R.H.J.S.	20-03-65	07-02-67
11.	Shri R.N.Hawa, IAS	27-07-66	19-07-70
12.	Shri S.D.Ujwal, IAS	31-05-67	05-01-70
13.	Shri Shiv Shankar, IAS	29-07-67	10-09-70
14.	Shri B.D.Mathur	11-11-68	08-10-71
15.	Shri V.D. Sharma, IAS	11-06-70	06-03-73
16.	Shri R.S.Kapur	11-06-70	24-06-73
17.	Shri Dhuleshwar Meena, Ex.M.P.	01-01-72	02-01-78
18.	Shri Mohammed Yaqub, R.H.J.S.	07-08-72	26-06-75
19.	Shri D.N.Handa, I.A.S.	05-04-73	10-12-74
20.	Shri N.L.Jain, Ex. Speaker, R.L.A.	27-07-74	03-10-79
21.	Shri Hari Dutt Gupta	26-04-75	10-09-80
22.	Shri Ram Singh Chouhan, IAS	30-03-77	30-06-79
23.	Shri S.Adaviyappa	12-09-79	09-06-83
24.	Dr. Deen Dayal Chavan	11-11-79	26-03-85
25.	Shri J.M.Khan, IAS	06-11-82	07-11-85



S.No.	Name	Tenure of office	
		From	To
26.	Shri Bhawanimal, IPS	04-07-84	27-06-88
27.	Prof. Dool Singh	06-07-84	22-09-86
28.	Dr. Devi Singh Saraswat	16-12-85	22-01-88
29.	Shri Sugan Chand Singaria	28-05-86 & 05-09-90	26-11-89 & 27-05-92
30.	Shri Subhash Chandra Tandan, IPS	01-12-87	06-11-91
31.	Prof. K.L. Kamal	16-09-88	11-09-92
32.	Shri G.P.Pilania, IPS	22-12-89	17-02-94
33.	Smt.Kanta Kathuria, Ex-MLA	22-12-89	23-04-95 (Resigned)
34.	Shri Hanuman Prasad, IAS	31-10-92	05-10-95
35.	Shri P.S.Yadav, IPS	28-07-93	30-09-97
36.	Smt. Kamla Bheel, Ex-State Minister, R.L.A.	28-07-93	27-07-99
37.	Shri Shanker Singh Solanki	03-04-95	05-08-00
38.	Dr.(Smt.) Prakashwati Sharma	18-01-96	18-01-02
39.	Shri O. P.Gupta, Ex-Chief Whip R.L.A.	26-12-97	04-06-03
40.	Shri Dalip Singh	27-12-97	30-06-99
41.	Shri M.L.Parihar	14-12-99	14-03-01
42.	Dr. Shyam Singh Tak	10-11-99	9-11-05
43.	Prof. (Dr.) H.A.S.Jafri	01-02-01	18-06-06
44.	Shri H.N.Meena, IPS (Retd.)	25-02-02	04-07-06
45.	Shri Vinod Behari Sharma	25-08-03	06-02-08
46.	Sh. C.R. Chaudhary	27-02-02	22-02-08
47.	Sh. H.L. Mina	18-04-08	31-01-12
48.	Dr. H.K. Gauran, IPS (Retd.)	19-11-11	31-08-12
49.	Smt. Divya Singh	30-11-11	30-09-12 (Resigned)
50.	Shri Shiv Pal Singh Nangal	18-04-08	13-11-13 (Resigned)
51.	Shri Kanahaiya Lal Bairwa	18-04-08	17-04-14
52.	Dr. P.K. Dashora	04-07-08	03-07-14
53.	Shri Brahm Singh Gurjar	04-07-08	03-07-14
54.	Shri Hari Kishan Khichar, RHJS	30-01-16	05-03-17
55.	Shri Shyam Sunder Sharma	30-01-16	10-07-17(Resigned)
56.	Dr.R.D.Saini	18-06-2013	12-04-2019
57.	Shri S.L.Meena	18-06-2013	17-06-2019
58.	Dr. K.R.Bagaria	18-06-2013	17-06-2019

## APPENDIX IV-A

### Staff of the Commission's Office

S.No.	Name of the post	Number of posts as on	
	I. Gazetted	01/04/2019	31/3/2020
1.	Secretary (IAS Super Time Scale)	01	01
2.	Legal Advisor	01	01
3.	Financial Advisor	01	01
4.	Joint Secretary (RAS)	01	01
5.	Deputy Secretary	06	06
6.	Deputy Secretary (Examination)	01	01
7.	Controller of Examination (Deputy Secretary level)	01	01
8.	System Analyst (I.T.)	01	01
9.	Deputy Legal Remembrancer	01	01
10.	Member Secretary (SET)	01	01
11.	Assistant Secretary	16	16
12.	Private Secretary	05	05
13.	Librarian	01	01
14.	Section Officer	31	31
15.	Assistant Accounts Officer-I	01	01
16.	Programmer	03	03
17.	S.L.O.	01	01
18.	Evaluation Officer	01	01
19.	Additional Private Secretary	02	02
	<b>Total</b>	<b>76</b>	<b>76</b>
	<b>II. Non-Gazetted</b>		
1.	Personal Assistant	03	03
2.	Assistant Accountants Officer- II	02	02
3.	Junior Accountant	04	04

S.No.	Name of the post	Number of posts as on	
		01/04/2019	31/3/2020
	<b>II. Non-Gazetted</b>		
4.	Stenographer	05	05
5.	Junior Legal Officer	03	03
6.	Investigator	01	01
7.	Statistical Inspector	01	01
8.	Assistant Librarian	01	01
9.	Assistant Section Officer	38	38
10.	Store Keeper (U.D.C. with special pay)	01	01
11.	Clerk Grade I	52	52
12.	Informatics Assistant	10	10
13.	Clerk Grade II	88	88
14.	Electrician	01	-
15.	Driver	10	10
16.	Machine Man	01	01
	<b>Total</b>	<b>221</b>	<b>220</b>
	<b>III. Class-IV Employees</b>		
1.	Jamadar	05	05
2.	Daftari	03	03
3.	Book Lifter	01	01
4.	Bundle Lifter	01	01
5.	Class-IV Employee - Cycle Sawar, Farrash, Gateman, Sweeper	48	48
6.	Waiter	01	01
7.	Watchman	01	01
	<b>Total</b>	<b>60</b>	<b>60</b>

## APPENDIX IV-B

### Comparative Statement showing the work done from 2015-16 to 2019-20

S. No.	Item	Year				
		2015-16	2016-17	2017-18	2018-19	2019-20
1.	<b>Recruitment by examination with or without interview :</b>					
	(a) Examinations held (First/Second Stage)	12	56	26	23	35
	(b) Applications received during the year	692374	1664447	234	2566997	291771
	(c) Candidates admitted to examinations	804852	2807337	1761827	2238385	698549
	(d) Candidates appeared at the examinations	398136	1748802	1332789	1529509	363818
	(e) Candidates interviewed	4904	3896	4883	3921	3
	(f) Candidates selected with or without interview	3663	7223	29814	8423	6905
2	<b>Recruitment by interview based on weightage formula:</b>					
	(a) No. of screening tests conducted	51	7	2	7	22
	(b) Requisitions received/dealt with	16+63(old)	29+2(old)	27+29(old)	46+26(old)	60+34(old)
	(c) Posts advertised during the year	1080	3	33	300	1624
	(d) Posts for which recruitment was completed	278	1286	580	231	289
	(e) Number of applicants	5184	36443	34950	37258	33317
	(f) Candidates interviewed	792	2248	1957	628	752
	(g) Candidates selected	258	977	558	217	61
	(h) Candidates recommended from reserve lists	02	10	38	36	40
	(i) State Eligibility Test conducted for Lectureship (Number of subjects)	-	-	-	-	-
3	<b>Miscellaneous:</b>					
	(a) Promotion (Departmental Promotion Committees)	495 (involving 38902 persons)	502 (involving 36241 persons)	473 (involving 24002 persons)	521 (involving 17917 persons)	358 (involving 15192 persons)
	(b) Regularization of temporary appointments	950	1243	844	769	875
	(c) Disciplinary cases and appeals (advice tendered by the Commission)	65	92	99	86	144
	(d) Amendments to Rules/Schedules considered	101	162	100	89	114
	(e) Writ cases-					
	(i) Received / Pending	3928	4768	4344	4795	4682
	(ii) Disposed off by the Courts/Tribunal	699	1796	947	968	836
	(f) Candidates debarred from Commission's examinations	61	7	35	02	1
	(g) Workshops organized	55	15	4	36	61
	(h) Syllabus (Revised+ New Framed) Uploaded on Website	-	-	-	(4+32=36) 73	45+16=61 61
	(i) Information provided under Right to Information Act, 2005					
	(i) Applications Received/Pending	5707	6026	9469	8492	2984
	(ii) Disposed off by the Commission	4502	3775	6856	8054	2748

**APPENDIX-V****Receipts and Expenditure of the Commission for the year 2018-19 & 2019-20****A- Receipts**

S.No.	Source of the Receipts	Amount (Rs. in Lac) Year 2018-2019	Amount (Rs. in Lac) Year 2019-2020
1.	Exam Fees	4519.65	682.41
2.	Other Income	27.19	49.06
	<b>Gross Total</b>	<b>4546.84</b>	<b>731.47</b>
3.	Revenue Refund (-)	(-) 0.0035	-0.21
	<b>Net Revenue Receipts</b>	<b>4546.8365</b>	<b>731.26</b>

**B- Expenditure**

S.No.	Item	Amount (Rs. in Lac) Year 2018-2019	Amount (Rs. in Lac) Year 2019-2020
1.	Salary	1618.53	1484.29
2.	Travelling allowance	20.00	18.00
3.	Medical reimbursement	10.76	11.41
4.	Office expenses	91.49	92.85
5.	Purchase of new vehicles	14.89	0.00
6.	Maintenance of office vehicles	26.48	25.63
7.	Payment for professional/ special services	3200.72	1033.61
8.	Advertisement	125.08	59.98
9.	Guest	0.00	0.00
10.	Repairs & Maintenance	5.90	9.09
11.	Decretals	0.00	0.91
12.	Stationery	3.87	3.83
13.	Printing	7.89	5.91
14.	Contract services	85.00	81.09
15.	Employee welfare	0.48	0.00
16.	Liveries	1.04	0.86
17.	Computerisation	0.00	18.52
18.	Construction work	0.00	0.00
	<b>Total</b>	<b>5212.13</b>	<b>2845.98</b>

## APPENDIX-VI

## List of Examinations conducted during the year 2019-20

S. No.	Name of Exam.	Date of Examination	Total Admitted Candidates	No. of Candidates Appeared
1	ASSISTANT STATISTICAL OFFICER (TSP & NON-TSP) COMP. EXAM, 2018	27/05/2019	20788	11661
2	PROTECTION OFFICER COMP. EXAM, 2018	29/05/2019	7533	2349
3	COLLEGE LECTURER (SARANGI INSTRUMENT) COMP. EXAM, 2018	29/05/2019 TO 30/05/2019	26	4
4	RAJASTHAN STATE & SUBORDINATE SERVICES COMB. COMP. (MAINS) EXAM 2018	25/06/2019 TO 26/06/2019	22999	17910
5	SR TEACHER (SPECIAL EDUCATION) COMP. EXAM 2018 ( TSP) GENERAL KNOWLEDGE	03/07/2019	292	59
6	ENGLISH	03/07/2019	27	4
7	SOCIAL SCIENCE	03/07/2019	83	20
8	SANSKRIT	04/07/2019	51	12
9	HINDI	04/07/2019	76	17
10	SCIENCE	04/07/2019	36	7
11	MATHEMATICS	04/07/2019	23	2
12	ASSISTANT ENGINEER COMB. COMP. (MAINS) EXAM, 2018 HINDI	03/12/2019	15292	12029
13	SOCIAL ASPECTS OF ENGINEERING	03/12/2019	15292	11992
14	CIVIL ENGINEERING	04/12/2019	13751	10800
15	ELECTRICAL ENGINEERING	04/12/2019	441	325
16	AGRICULTURE ENGINEERING	05/12/2019	34	28
17	MECHENICAL ENGINEERING	05/12/2019	1075	790
18	JUNIOR LEGAL OFFICER	26/12/2019 TO 27/12/2019	30926	15488

S. No.	Name of Exam.	Date of Examination	Total Admitted Candidates	No. of Candidates Appeared
19	SCHOOL LECTURER (SECONDARY EDU.) COMP. EXAM 2018 (GROUP-A) GENERAL KNOWLEDGE	03/01/2020	200081	95972
20	HINDI	03/01/2020	149722	73510
21	SANSKRIT	04/01/2020	51707	23188
22	RAJASTHANI	04/01/2020	1625	718
23	(GROUP-B) GENERAL KNOWLEDGE	06/01/2020	190471	99762
24	POLITICAL SCIENCE	06/01/2020	101361	52277
25	GEOGRAPHY	07/01/2020	50869	28809
26	MUSIC	07/01/2020	577	348
27	BIOLOGY	07/01/2020	20287	10541
28	ECONOMICS	08/01/2020	9193	3999
29	PUBLIC ADMINISTRATION	08/01/2020	3342	1042
30	PHYSICS	08/01/2020	7835	4330
31	(GROUP-C) GENERAL KNOWLEDGE	09/01/2020	201275	105051
32	HISTORY	09/01/2020	75946	41493
33	ENGLISH	10/01/2020	42772	21559
34	COMMERCE	10/01/2020	23153	13516
35	AGRICULTURE	10/01/2020	4858	2258
36	CHEMISTRY	11/01/2020	20121	10125
37	SOCIOLOGY	11/01/2020	11470	4154
38	MATHEMATICS	12/01/2020	17594	8453
39	HOME SCIENCE	12/01/2020	2681	1401
40	PUNJABI	13/01/2020	1895	625
41	DRAWING	13/01/2020	3672	2055
	<b>Total</b>		<b>698549</b>	<b>363818</b>

**APPENDIX VII-A**

**Statement showing the number of Engineering, Medical, Technical & Non-Technical posts for which requisitions received during the year 2019-2020**

S. No.	Name of the Department	Number of Posts				
		Engineering	Medical	Technical	Non-Technical	Total
1	Law & Legal Affairs	0	0	0	6	6
2	Forest	0	0	0	35	35
3	Transport	181	0	0	0	181
4	Sanskrit Education	0	0	0	152	152
5	Prosecution	0	0	0	48	48
6	Home (Group-1)	0	0	0	621	621
7	Home (Group-7)	0	0	0	13	13
8	Planning (Evaluation)	0	0	0	6	6
9	Animal Husbandary	0	900	0	0	900
10	Factory & Boilers Inspection	3	0	0	0	3
11	Rajasthan State Archives	0	0	1	0	1
12	Public Works	5	0	0	0	5
13	Technical Education	0	0	0	43	43
14	M.M.M. Govt. Ayurved, Udaipur	0	0	0	13	13
	<b>Total</b>	<b>189</b>	<b>900</b>	<b>1</b>	<b>937</b>	<b>2027</b>

**APPENDIX VII-B**

**Statement showing the number of Engineering, Medical, Technical & Non-Technical posts for which advertisements issued during the year 2019-2020**

S. No.	Name of the Department	Number of Posts				
		Engineering	Medical	Technical	Non-Technical	Total
1	Law & Legal Affairs	0	0	0	156	156
2	Forest	0	0	0	35	35
3	Sanskrit Education	0	0	0	130	130
4	Agriculture	0	0	24	63	87
5	Medical Education	0	269	0	0	269
6	Language and Library	0	0	0	12	12
7	Information and Public Relation	0	0	0	26	26
8	Medical & Health Services	0	98	0	0	98
9	State Forensic Science Laboratory, Jaipur	0	0	23	0	23
10	Planning (Evaluation)	0	0	0	06	06
11	Factories & Boilers Inspection	3	0	0	0	3
12	Home (Group-7)	0	0	0	13	13
13	Animal Husbandry	0	900	0	0	900
14	Fisheries	0	0	0	16	16
15	Technical Education	0	0	41	0	41
	<b>Total</b>	<b>3</b>	<b>1267</b>	<b>88</b>	<b>457</b>	<b>1815</b>



## APPENDIX VII-C

Selections Made by Interview (2019-2020)																																																																																																																																																																																																																																																																																																																																																																																																																																																																																																																																														
S. NO.	Name of Department/Post	Cat.	No. of Post				Application Received						Called for Interview						Appeared						Selected																																																																																																																																																																																																																																																																																																																																																																																																																																																																																																																					
			M	F	WD	DV	EX-Service men	PD OA/OL/BL/LV Horizontal		M	F	WD	DV	EX-Service men	PD OA/OL/BL/LV Horizontal		M	F	WD	DV	EX-Service men	PD OA/OL/BL/LV Horizontal		M	F	WD	DV	EX-Service men	PD OA/OL/BL/LV Horizontal																																																																																																																																																																																																																																																																																																																																																																																																																																																																																																																	
								M	F						M	F						M	F						M	F	M	F																																																																																																																																																																																																																																																																																																																																																																																																																																																																																																														
1	Agriculture Research Officer (Horticulture), 2015 Agriculture Dept.	T	6	1	0	0	0	1	0	296	81	0	0	0	0	0	7	1	35	15	0	0	0	0	0	4	3	31	15	0	0	0	3	0	1	5	0	0	0	1																																																																																																																																																																																																																																																																																																																																																																																																																																																																																																						
		SC	1	0	0	0	0	0	0	42	9	0	0	0	0	0	4	1	3	2	0	0	0	0	0	3	3	3	2	0	0	0	2	0	0	1	0	0	0	0																																																																																																																																																																																																																																																																																																																																																																																																																																																																																																						
		ST	0	0	0	0	0	0	0	21	6	0	0	0	0	0	1	0	2	0	0	0	0	0	0	0	0	1	0	0	0	0	0	0	0	0	0	0	0																																																																																																																																																																																																																																																																																																																																																																																																																																																																																																							
		OBC	1	0	0	0	0	0	0	121	28	0	0	0	0	0	1	0	24	9	0	0	0	0	0	0	0	22	9	0	0	0	0	1	3	0	0	0	0																																																																																																																																																																																																																																																																																																																																																																																																																																																																																																							
		SBC	0	0	0	0	0	0	0	4	0	0	0	0	0	0	0	0	0	0	0	0	0	0	0	0	0	0	0	0	0	0	0	0	0	0	0	0	0																																																																																																																																																																																																																																																																																																																																																																																																																																																																																																							
2	Statistical Officer, 2015 Agriculture Dept.	Gen.	4	1	0	0	0	1	0	108	38	0	0	0	0	0	1	0	6	4	0	0	0	0	0	1	0	5	4	0	0	0	1	0	0	1	0	0	0	1																																																																																																																																																																																																																																																																																																																																																																																																																																																																																																						
		T	10	2	0	0	0	1	0	218	174	0	2	0	0	0	2	0	18	20	0	0	0	0	0	0	0	16	19	0	0	0	0	0	7	5	0	0	0	0																																																																																																																																																																																																																																																																																																																																																																																																																																																																																																						
		SC	1	0	0	0	0	0	0	20	9	0	0	0	0	0	0	0	3	0	0	0	0	0	0	0	0	3	0	0	0	0	0	1	0	0	0	0	0	0																																																																																																																																																																																																																																																																																																																																																																																																																																																																																																						
		ST	1	0	0	0	0	0	0	14	5	0	0	0	0	0	1	0	0	3	0	0	0	0	0	0	0	0	0	0	0	0	0	0	1	0	0	0	0	0																																																																																																																																																																																																																																																																																																																																																																																																																																																																																																						
		OBC	2	0	0	0	0	0	0	51	30	0	0	0	0	0	1	0	5	3	0	0	0	0	0	0	0	4	3	0	0	0	0	3	3	0	0	0	0	0																																																																																																																																																																																																																																																																																																																																																																																																																																																																																																						
3	Asst. Agriculture Officer (TSP), 2015 Agriculture Dept.	SBC	0	0	0	0	0	0	0	1	1	0	0	0	0	0	0	0	0	0	0	0	0	0	0	0	0	0	0	0	0	0	0	0	0	0	0	0	0	0																																																																																																																																																																																																																																																																																																																																																																																																																																																																																																						
		Gen.	6	2	0	0	0	1	0	132	129	0	2	0	0	0	0	0	10	14	0	0	0	0	0	0	0	9	13	0	0	0	0	0	3	1	0	0	0	0	0																																																																																																																																																																																																																																																																																																																																																																																																																																																																																																					
		T	24	7	2	0	4	1	0	277	60	0	0	1	5	0	68	25	0	0	0	0	0	0	0	1	0	62	21	0	0	0	2	0	22	8	0	0	0	0	0																																																																																																																																																																																																																																																																																																																																																																																																																																																																																																					
		SC	1	0	0	0	0	0	0	27	3	0	0	0	0	0	1	0	6	0	0	0	0	0	0	0	0	5	0	0	0	0	0	3	0	0	0	0	0	0	0																																																																																																																																																																																																																																																																																																																																																																																																																																																																																																					
		ST	10	3	1	0	0	0	0	110	25	0	0	0	0	0	0	0	27	16	0	0	0	0	0	0	0	25	14	0	0	0	1	0	10	6	0	0	0	0	0																																																																																																																																																																																																																																																																																																																																																																																																																																																																																																					
4	Asst. Town Planner, 2018 Town Planning Dept.	OBC	0	0	0	0	0	0	0	43	8	0	0	0	0	0	1	0	11	3	0	0	0	0	0	0	0	8	1	0	0	0	0	2	1	0	0	0	0	0	0																																																																																																																																																																																																																																																																																																																																																																																																																																																																																																					
		SBC	0	0	0	0	0	0	0	3	0	0	0	0	0	0	0	0	0	0	0	0	0	0	0	0	0	0	0	0	0	0	0	0	0	0	0	0	0	0	0																																																																																																																																																																																																																																																																																																																																																																																																																																																																																																					
		Gen.	13	4	1	0	4	1	0	94	24	0	0	1	3	0	24	6	0	0	0	0	0	0	1	0	24	6	0	0	0	1	0	7	1	0	0	0	0	0	0																																																																																																																																																																																																																																																																																																																																																																																																																																																																																																					
		T	8	2	0	0	0	2	0	1219	420	0	1	6	14	3	18	6	0	0	0	0	0	4	1	17	6	0	0	0	3	0	2	3	0	0	0	0	0	0	0																																																																																																																																																																																																																																																																																																																																																																																																																																																																																																					
		SC	0	0	0	0	0	0	0	77	12	0	0	0	1	0	1	0	0	0	0	0	0	0	0	0	1	0	0	0	0	0	0	0	0	0	0	0	0	0	0	0																																																																																																																																																																																																																																																																																																																																																																																																																																																																																																				
5	Lecturer-Civil Engineering, 2014 Tech. Edu. Dept.	ST	1	0	0	0	0	0	0	147	11	0	0	0	0	0	2	0	2	1	0	0	0	0	0	0	2	1	0	0	0	0	0	0	0	0	0	0	0	0	0	0																																																																																																																																																																																																																																																																																																																																																																																																																																																																																																				
		OBC	2	0	0	0	0	0	0	279	42	0	0	0	1	5	1	4	0	0	0	0	0	0	2	0	3	0	0	0	0	2	0	1	0	0	0	0	0	0	0	0																																																																																																																																																																																																																																																																																																																																																																																																																																																																																																				
		SBC	0	0	0	0	0	0	0	10	1	0	0	0	3	0	0	1	0	0	0	0	0	0	0	0	1	0	0	0	0	0	0	0	0	0	0	0	0	0	0																																																																																																																																																																																																																																																																																																																																																																																																																																																																																																					
		Gen.	5	2	0	0	0	2	0	706	354	0	1	2	6	2	10	5	0	0	0	0	0	2	1	10	5	0	0	0	1	0	1	3	0	0	0	0	0	0	0																																																																																																																																																																																																																																																																																																																																																																																																																																																																																																					
		T	21	5	1	0	0			4902	581	0	0	0	34	1	67	20	0	0	0	0	0	3	0	58	19	0	0	0	3	0	0	0	0	0	0	1	0	0	0	0																																																																																																																																																																																																																																																																																																																																																																																																																																																																																																				
6	Junior Hydrogeologist, 2014 Ground Water Dept.	SC	3	1	0	0	0			584	64	0	0	0	1	0	9	3	0	0	0	0	0	1	0	8	3	0	0	0	1	0	0	0	0	0	0	0	0	0	0	0																																																																																																																																																																																																																																																																																																																																																																																																																																																																																																				
		ST	3	0	0	0	0			994	86	0	0	0	6	0	8	1	0	0	0	0	0	0	7	0	0	0	0	0	0	0	0	0	0	0	0	0	0	0	0	0																																																																																																																																																																																																																																																																																																																																																																																																																																																																																																				
		OBC	4	1	0	0	0			1409	148	0	0	0	11	0	16	3	0	0	0	0	2	0	11	3	0	0	0	2	0	0	0	0	0	0	0	0	0	1	0	0																																																																																																																																																																																																																																																																																																																																																																																																																																																																																																				
		SBC	0	0	0	0	0			75	5	0	0	0	1	0	4	1	0	0	0	0	0	0	4	1	0	0	0	0	0	0	0	0	0	0	0	0	0	0	0	0																																																																																																																																																																																																																																																																																																																																																																																																																																																																																																				
		Gen.	11	3	1	0	0			1840	278	0	0	0	15	1	30	12	0	0	0	0	0	0	28	12	0	0	0	0	0	0	0	0	0	0	0	0	0	0	0	0																																																																																																																																																																																																																																																																																																																																																																																																																																																																																																				
		T	13	2	0	0	0			674	132	0	0	0			41	6	0	0	0	0			31	6	0	0	0			1	0	0	0	0	0	0	0	0	0	0	0																																																																																																																																																																																																																																																																																																																																																																																																																																																																																																			
		SC	3	0	0	0	0			89	10	0	0	0			9	0	0	0	0	0			9	0	0	0	0			0	0	0	0	0	0	0	0	0	0	0	0																																																																																																																																																																																																																																																																																																																																																																																																																																																																																																			
		ST	2	0	0	0	0			22	5	0	0	0			6	0	0	0	0	0			5	0	0	0	0			0	0	0	0	0	0	0	0	0	0	0	0																																																																																																																																																																																																																																																																																																																																																																																																																																																																																																			
		OBC	3	1	0	0	0			167	25	0	0	0			9	3	0	0	0	0			5	3	0	0	0			0	0	0	0	0	0	0	0	0	0	0	0																																																																																																																																																																																																																																																																																																																																																																																																																																																																																																			
		SBC	0	0	0	0	0			0	0	0	0	0			0	0	0	0	0	0			0	0	0	0	0			0	0	0	0	0	0	0	0	0	0	0	0																																																																																																																																																																																																																																																																																																																																																																																																																																																																																																			
		Gen.	5	1	0	0	0			396	92	0	0	0			17	3	0	0	0	0			12	3	0	0	0			1	0	0	0	0	0	0	0	0	0	0	0	0	0	0	0	0	0	0	0	0	0	0	0	0	0	0	0	0	0	0	0	0	0	0	0	0	0	0	0	0	0	0	0	0	0	0	0	0	0	0	0	0	0	0	0	0	0	0	0	0	0	0	0	0	0	0	0	0	0	0	0	0	0	0	0	0	0	0	0	0	0	0	0	0	0	0	0	0	0	0	0	0	0	0	0	0	0	0	0	0	0	0	0	0	0	0	0	0	0	0	0	0	0	0	0	0	0	0	0	0	0	0	0	0	0	0	0	0	0	0	0	0	0	0	0	0	0	0	0	0	0	0	0	0	0	0	0	0	0	0	0	0	0	0	0	0	0	0	0	0	0	0	0	0	0	0	0	0	0	0	0	0	0	0	0	0	0	0	0	0	0	0	0	0	0	0	0	0	0	0	0	0	0	0	0	0	0	0	0	0	0	0	0	0	0	0	0	0	0	0	0	0	0	0	0	0	0	0	0	0	0	0	0	0	0	0	0	0	0	0	0	0	0	0	0	0	0	0	0	0	0	0	0	0	0	0	0	0	0	0	0	0	0	0	0	0	0	0	0	0	0	0	0	0	0	0	0	0	0	0	0	0	0	0	0	0	0	0	0	0	0	0	0	0	0	0	0	0	0	0	0	0	0	0	0	0	0	0	0	0	0	0	0	0	0	0	0	0	0	0	0	0	0	0	0	0	0	0	0	0	0	0	0	0	0	0	0	0	0	0	0	0	0	0	0	0	0	0	0	0	0	0	0	0	0	0	0	0	0	0	0	0	0	0	0	0	0	0	0	0	0	0	0	0	0	0	0	0	0	0	0	0	0	0	0	0	0	0	0	0	0	0	0	0	0	0	0	0	0	0	0	0	0	0	0	0	0	0	0	0	0	0	0	0	0	0	0	0	0	0	0	0	0	0	0	0	0	0	0	0	0	0	0	0	0	0	0	0	0	0	0	0	0	0	0	0	0	0	0	0	0	0	0	0	0	0	0	0	0	0	0	0	0	0	0	0	0	0	0	0	0	0	0	0	0	0	0	0	0	0	0	0	0	0	0	0	0	0	0	0	0	0	0	0	0	0	0	0	0	0	0	0	0	0</

S. NO.	Name of Department/Post	Cat.	No. of Post					Application Received					Called for Interview					Appeared					Selected												
			M	F	WD	DV	EX-Service men	PD OA/OL/BL/LV Horizontal	M	F	WD	DV	EX-Service men	PD OA/OL/BL/LV Horizontal	M	F	WD	DV	EX-Service men	PD OA/OL/BL/LV Horizontal	M	F	WD	DV	EX-Service men	PD OA/OL/BL/LV Horizontal									
7	Lecturer-Mechanical Engineering, 2014 Tech. Edu. Dept.	T	42	14	2	0	0		8038	473	0	0	0	43	1	128	39	0	0	0	6	0	104	36	0	0	1	1	0	0	0	0			
		SC	7	2	0	0	0		544	52	0	0	0	3	0	20	4	0	0	0	0	0	15	4	0	0	0	0	0	0	0	0			
		ST	5	2	0	0	0	2	465	29	0	0	0	0	0	17	3	0	0	0	0	0	13	3	0	0	0	0	0	0	0	0			
		OBC	9	3	0	0	0		2350	123	0	0	0	15	1	23	9	0	0	0	1	0	16	7	0	0	0	1	0	0	0	0			
		SBC	0	0	0	0	0		94	3	0	0	0	1	0	6	0	0	0	0	0	0	5	0	0	0	1	0	0	0	0	0			
		Gen.	21	7	2	0	0		4585	266	0	0	0	24	0	62	23	0	0	0	5	0	55	22	0	0	0	5	0	0	0	0	0		
8	Lecturer-Textile Designing, 2007 Tech. Edu. Dept.	T	16	3	0	0	0		60	214	0	0	0	1	1	14	26	0	0	0	0	0	15	24	0	0	1	0	0	0	0	0			
		SC	4	1	0	0	0		12	11	0	0	0	0	0	2	1	0	0	0	0	0	3	1	0	0	0	0	0	0	0	0			
		ST	3	0	0	0	0	0	11	5	0	0	0	0	0	3	0	0	0	0	0	0	4	0	0	0	0	0	0	0	0	0	0		
		OBC	2	0	0	0	0		10	18	0	0	0	0	0	3	4	0	0	0	0	0	2	4	0	0	0	1	0	0	0	0	0		
		SBC	0	0	0	0	0		0	0	0	0	0	0	0	0	0	0	0	0	0	0	0	0	0	0	0	0	0	0	0	0	0		
		Gen.	7	2					27	180	0	0	0	1	1	6	21	0	0	0	0	0	6	19	0	0	0	0	0	0	0	0	0	0	
9	Lecturer- Computer Engineering, 2014 Tech. Edu. Dept.	T	34	10	2	0	0		9769	4456	3	19	0	73	9	122	37	0	6	0	4	2	95	32	0	3	0	4	2	0	1	0	0	0	
		SC	5	1	0	0	0		1017	286	0	1	0	5	0	21	3	0	1	0	0	0	17	3	0	1	0	0	0	1	0	0	0	0	
		ST	4	1	0	0	0	2	390	115	0	0	0	0	0	21	4	0	0	0	0	0	14	4	0	0	0	0	0	0	0	0	0	0	
		OBC	7	3	0	0	0		2877	1084	2	7	0	16	2	20	10	0	2	0	3	1	17	8	0	0	0	3	1	0	0	0	0	0	
		SBC	1	0	0	0	0		117	28	0	0	0	1	0	5	0	0	0	0	0	0	4	0	0	0	0	0	0	0	0	0	0	0	
		Gen.	17	5	2	0	0		5368	2943	1	11	0	51	7	55	20	0	3	0	1	1	43	17	0	2	0	1	1	0	0	0	0	0	
10	Sr. Demonstrator- Bio-Chemistry, 2014 Med. Edu. Dept.	T	43	13	2	0	0		669	365	0	1	0	6	1	107	75	1	0	0	2	0	62	54	1	0	0	2	0	1	0	0	0	0	
		SC	7	2	0	0	0	2	86	34	0	0	0	1	0	21	6	0	0	0	0	0	12	5	0	0	0	0	1	0	0	0	0	0	
		ST	5	1	0	0	0		52	17	0	0	0	0	0	1	12	4	0	0	0	0	4	3	0	0	0	0	0	0	0	0	0	0	
		OBC	9	3	0	0	0		192	84	0	0	0	2	0	27	18	1	0	0	1	0	13	9	1	0	0	1	0	0	0	0	0	0	
		SBC	0	0	0	0	0		0	0	0	0	0	0	0	0	0	0	0	0	0	0	0	0	0	0	0	0	0	0	0	0	0	0	
		Gen.	22	7	2	0	0		339	230	0	1	0	3	0	47	47	0	0	0	1	0	33	37	0	0	0	1	0	0	0	0	0	0	0
Grand Total		T	217	59	9	0	4		26122	6956	3	23	7	189	17	618	269	1	6	0	24	6	491	232	1	3	0	23	2	36	23	0	0	1	1
		SC	32	7	0	0	0		2498	490	0	1	0	16	1	95	19	0	1	0	4	3	76	18	0	1	0	3	0	5	2	0	0	0	0
		ST	34	7	1	0	0	12	2226	304	0	0	0	10	1	98	32	0	0	0	0	0	75	28	0	0	1	0	10	7	0	0	0	0	0
		OBC	39	11	0	0	0		7499	1590	2	7	1	52	4	142	62	1	2	0	9	1	101	47	1	0	0	9	1	8	7	0	0	1	0
		SBC	1	0	0	0	0		304	38	0	0	3	3	0	16	1	0	0	0	0	0	14	1	0	0	0	0	0	0	1	0	0	0	0
		Gen.	111	34	8	0	4		13595	4534	1	15	3	104	11	267	155	0	3	0	11	2	225	138	0	2	0	10	1	12	7	0	0	0	1

## APENDIX VII-D

**Posts Advertised but Selections remained Incomplete during the year.**

S. No.	Name of Department/Post	No. of Posts	Pay Scale of the Post
	<b><u>Agriculture Department</u></b>		
1	Agriculture Officer, Screening Test, 2020	63	15600 – 39100 (GP – 5400/-)
2	Agriculture Research Officer, (Agriculture Chemistry) Screening Test, 2020	24	15600 – 39100 (GP – 5400/-)
3	Asstt. Agriculture Officer (Non-TSP) Screening Test, 2015	269	9300 – 34800 (GP – 4200/-)
4	Asstt. Agriculture Research Officer (Agriculture Chemistry) Screening Test, 2018	39	9300 – 34800 (GP – 4200/-)
5	Asstt. Agriculture Research Officer (Botany), Screening Test, 2018	5	9300 – 34800 (GP – 4200/-)
6	Asstt. Agriculture Research Officer (Plant Pathology), Screening Test, 2018	9	9300 – 34800 (GP – 4200/-)
7	Asstt. Agriculture Officer (Non-TSP/TSP) Screening Test, 2018	134	9300 – 34800 (GP – 4200/-)
8	Asstt. Statistical Officer- (Agriculture) Screening Test, 2018	28	9300 – 34800 (GP – 4200/-)
	<b><u>Town Planning Department</u></b>		
9	Town Planning Assistant, Screening Test, 2015	3	9300 – 34800 (GP – 4200/-)
	<b><u>Technical Education Department</u></b>		
10	Vice Principal/ Suptd. - I.T.I., Screening Test, 2018	86	15600 – 39100 (GP – 5400/-)
11	Group Instructor/Surveyor/ Asstt. Appr. Advisor- Gr.-II (Non TSP/TSP) Screening Test, 2018	36	9300 – 34800 (GP – 4800/-)
	<b><u>Medical and Health Services Department</u></b>		
12	Physiotherapist (Non TSP/TSP) Screening Test, 2018	30	9300 – 34800 (GP – 4200/-)
13	Food Safety Officer (Non-TSP/TSP) Screening Test, 2019	98	9300 – 34800 (GP – 4200/-)
	<b><u>Medical Education Department</u></b>		
14	Assistant Professor (Broad & Super Speciality) Various Subjects, Screening Test, 2020	176	15600 – 39100 (GP – 6600/-)
15	Senior Demonstrator - Various Subjects, Screening Test, 2020	93	15600 – 39100 (GP – 5400/-)
	<b><u>Planning (Evaluation) Department</u></b>		
16	Evaluation Officer, Screening Test, 2020	6	9300 – 34800 (GP – 4800/-)
	<b><u>Civil Defence Department</u></b>		
17	Deputy Commandant, Screening Test, 2020	13	15600 – 39100 (GP – 5400/-)
	<b><u>State Forensic Science Lab.</u></b>		
18	Senior Scientific Officer –10 Division Screening Test, 2019	23	15600 – 39100 (GP – 6000/-)
	<b><u>Information and Public Relation Department</u></b>		
19	Public Relation Officer, Screening Test, 2019	26	9300 – 34800 (GP – 4800/-)

S. No.	Name of Department/Post	No. of Posts	Pay Scale of the Post
	<b><u>Fisheries Department</u></b>		
20	Fisheries Development Officer, Screening Test, 2019	6	15600 – 39100 (GP – 5400/-)
21	Assistant Fisheries Development Officer, Screening Test, 2019	10	9300 – 34800 (GP – 4200/-)
	<b><u>Animal Husbandary Department</u></b>		
22	Veterinary Officer, Screening Test, 2019	900	15600 – 39100 (GP – 5400/-)
	<b><u>Language &amp; Library Department</u></b>		
23	Librarian Grade-II, Screening Test, 2019	12	9300 – 34800 (GP – 4200/-)
	<b><u>Factory &amp; Boilers Inspection Department</u></b>		
24	Inspector, Factory & Boilers, Screening Test, 2020	03	15600 – 39100 (GP – 5400/-)
	<b><u>College Education Department</u></b>		
25	Lecturer – Textile Dying & Printing (Arts Faculty) Comp. Exam, 2014	1	15600 – 39100 (GP – 6000/-)
26	Lecturer - Sarangi Instrumental, Comp. Exam, 2018	1	15600 – 39100 (GP – 6000/-)
	<b><u>Department of Personnel</u></b>		
27	Rajasthan State & Subordinate Services Combined Competitive Examination, 2018 (Non-TSP & TSP)	1017	15600 – 39100 (GP – 5400/-)
	<b><u>Secondary Education Department</u></b>		
28	Lecturer, Comp. Exam, 2018	5000	9300 – 34800 (GP – 4800/-)
	<b><u>Sanskrit Education Department</u></b>		
29	Lecturer, Comp. Exam, 2018	264	9300 – 34800 (GP – 4800/-)
30	Senior Teacher Gr. II, Comp. Exam, 2018	718	9300 – 34800 (GP – 4200/-)
	<b><u>Special Education Department</u></b>		
31	Senior Teacher Gr. II, Comp. Exam, 2018	17	9300 – 34800 (GP – 4200/-)
	<b><u>Home (Gr. –I) Department</u></b>		
32	Sub-Inspector/Platoon Commander Combined Competitive Examination, 2016	511	9300 – 34800 (GP – 4200/-)
	<b><u>Forest Department</u></b>		
33	Assistant Conservator of Forest/ Forest Range Officer Grade-I Combined Competitive Examination, 2018	99 105	15600 – 39100 (GP – 5400/-) 9300 – 34800 (GP – 4200/-)
	<b><u>PWD/PHED/WR/PANCHAYATI RAJ Department</u></b>		
34	Assistant Engineer (Civil/Mechanical/Electrical) Combined Competitive Examination, 2018	952	15600 – 39100 (GP – 5400/-)
	<b><u>Woman Empowerment Department</u></b>		
35	Protection Officer Comp. Exam, 2018	21	9300 – 34800 (GP – 4200/-)
	<b><u>Economics &amp; Statistics Department</u></b>		
36	Assistant Statistical Officer (Non-TSP & TSP) Comp. Exam, 2018	233	9300 – 34800 (GP – 4200/-)
	<b><u>Law &amp; Legal Affairs Department</u></b>		
37	Junior Legal Officer(Non-TSP & TSP) Comp. Exam, 2018	156	9300 – 34800 (GP – 3600/-)
	<b>Total</b>	<b>11187</b>	

## APPENDIX VII-E

## Screening tests conducted for short listing the candidates (2019-20)

S.No.	Name of Department /Post	No. of Posts	Applied	Date of Examination	Appeared
1	<b><u>Town Planning Department</u></b> ASSISTANT TOWN PLANNER, SCREENING TEST, 2018	10	1663	27/05/2019	740
2	<b><u>Agriculture Department</u></b> ASSISTANT STATISTICAL OFFICER (AGRICULTURE) SCREENING TEST, 2018	28	3731	28/05/2019	1374
3	ASSISTANT AGRICULTURE RESEARCH OFFICER- AGRICULTURE CHEMISTRY SCREENING TEST, 2018	39	539	29/05/2019	299
4	ASSISTANT AGRICULTURE RESEARCH OFFICER - BOTANY SCREENING TEST, 2018	5	663	29/05/2019	288
5	ASSISTANT AGRICULTURE RESEARCH OFFICER – PLANT PATHOLOGY SCREENING TEST, 2018	9	638	30/05/2019	303
6	ASSTT. AGRICULTURE OFFICER (TSP & NON TSP) SCREENING TEST, 2018	134	13562	31/05/2019	8943
7	<b><u>State Forensic Science Laboratory</u></b> SENIOR SCIENTIFIC OFFICER, CHEMISTRY DIVISION SCREENING TEST, 2019	1	157	09/10/2019	58
8	SENIOR SCIENTIFIC OFFICER, BALLISTIC DIVISION SCREENING TEST, 2019	1	39	09/10/2019	25
9	SENIOR SCIENTIFIC OFFICER, BIOLOGY DIVISION SCREENING TEST, 2019	4	232	09/10/2019	107
10	SENIOR SCIENTIFIC OFFICER, PHOTO DIVISION SCREENING TEST, 2019	1	31	09/10/2019	21
11	SENIOR SCIENTIFIC OFFICER, DOCUMENTS DIVISION SCREENING TEST, 2019	1	81	10/10/2019	37
12	SENIOR SCIENTIFIC OFFICER, PHYSICS DIVISION SCREENING TEST, 2019	4	163	10/10/2019	59
13	SENIOR SCIENTIFIC OFFICER, NARCOTICS DIVISION SCREENING TEST, 2019	3	134	11/10/2019	70
14	SENIOR SCIENTIFIC OFFICER, ARSON & EXPLOSIVES DIVISION SCREENING TEST, 2019	1	53	11/10/2019	31
15	SENIOR SCIENTIFIC OFFICER, SEROLOGY DIVISION SCREENING TEST, 2019	3	92	12/10/2019	42

S.No.	Name of Department/Post	No. of Posts	Applied	Date of Examination	Appeared
16	SENIOR SCIENTIFIC OFFICER, TOXICOLOGY DIVISION SCREENING TEST, 2019	4	144	12/10/2019	70
17	<b><u>Information &amp; Public Relation Department</u></b> PUBLIC RELATION OFFICER, SCREENING TEST, 2019	26	4299	22/10/2019	2421
18	<b><u>Technical Education Department</u></b> VICE PRINCIPAL/SUPTD. ITI, SCREENING TEST, 2018	86	16196	04/11/2019 To 6/11/2019	8486
19	GROUP INSTRUCTOR/ SURVEYOR/ ASST. APPRENTICESHIP SCREENING TEST, 2018 (TSP & NON-TSP)	36	5141	07/11/2019	3051
20	<b><u>Fisheries Department</u></b> ASSISTANT FISHERIES DEVELOPMENT OFFICER SCREENING TEST, 2019	10	630	08/11/2019	352
21	FISHERIES DEVELOPMENT OFFICER SCREENING TEST, 2019	6	555	08/11/2019	314
22	<b><u>Medical &amp; Health Services Department</u></b> FOOD SAFETY OFFICER (TSP & NON-TSP) SCREENING TEST, 2019	98	23950	25/11/2019	12457
	<b>Total</b>	<b>510</b>	<b>72693</b>		<b>39548</b>

### APPENDIX- VII-F

**List of posts for which requisitions were cancelled after advertisement but before Interview during the Year 2019-2020**

S. No.	Name of the Department/Posts	No. of Posts	Pay Scale in Rupees
NIL			

### APPENDIX- VII-G

**Posts for which Interview were held but Candidates were not found Suitable during the year 2019-20**

S. No.	Name of the Department/Posts	No. of Posts	Pay Scale in Rupees
NIL			

**APPENDIX- VII-H****Post for which Candidates Recommended from the Reserve List**

S. No.	Name of the Department/Posts	No. of Posts
1.	Lecturer (Botany), College Education Department	4
2.	Lecturer (Chemistry), College Education Department	1
3.	Lecturer (Sanskrit), College Education Department	2
4.	Lecturer (Sociology) , College Education Department	3
5.	Lecturer (Geography), College Education Department	3
6.	Lecturer (Public Administration) , College Education Department	3
7.	Lecturer (Physics), College Education Department	3
8.	Lecturer (Law), College Education Department	5
9.	Lecturer (Computer Engineering), Technical Education Department	2
10.	Lecturer (Civil Engineering), Technical Education Department	3
11.	Lecturer (Electrical Engineering), Technical Education Department	3
12.	Lecturer (Mechanical Engineering), Technical Education Department	8
	<b>Total</b>	<b>40</b>

**APPENDIX- VII-I****Post Advertised, but None of the Candidate Applied**

S. No.	Name of the Department/Posts	No. of Posts	Pay Scale in Rupees
	NIL		

**APPENDIX- VII-J****Post for which Interviews were Fixed but None of the Candidates were Present**

S. No.	Name of the Department/Posts	No. of Posts	Pay Scale in Rupees
	NIL		

### APPENDIX VIII-A

#### Details Showing Department wise position of Physically Disabled Candidates Recommended against the Posts Reserved for them

S. No.	Name of the Department/Posts	No. of Posts	Applications	Interview		Selected
				Called	Appeared	
1	<b>College Education Department</b>					
	Lecturer-Hindi	04	317	16	13	01
2	<b>Technical Education Department</b>					
	Lecturer- Civil Engineering	01	35	03	03	01
3	<b>Agriculture Department</b>					
	Agriculture Research Officer (Horticulture)	01	08	07	03	01
	<b>Total</b>	<b>06</b>	<b>360</b>	<b>26</b>	<b>19</b>	<b>03</b>

### APPENDIX VIII-B

#### Details of Posts reserved for Scheduled Castes, Scheduled Tribes and Other Backward Classes Candidates for which, No Candidate Applied

S.No.	Name of Department/Post	No. of post reserved for		
		SC	ST	OBC
NIL				

### APPENDIX IX

#### Chronic Cases – Delay in Regularising the cases of Adhoc/Temporary Appointments

S.No.	Name of Department/Post	Number of incumbents
1.	<b>Medical &amp; Health Department</b>	
	Medical Officer	256
	<b>Total</b>	<b>256</b>

**NOTE :-** The Government has been informed of the non-consent of the Commission regarding extension in term of temporary appointment of the above Medical Officers. No information was received regarding the decision taken by the State Government. Hence, the position of the above case is not clear.



**APPENDIX X****Cases Of Temporary appointments made by the Government against  
Promotion Quota and concurred to by the Commission**

S.No.	Name of Department/Post	Number of Persons
1.	<b><u>Education (Gr-2) Department</u></b> 1. Lecturer & Other (Various Subjects) Sr. Sec. School 2. Principal & Lecturer (Various Subjects)	13 6
2.	<b><u>Revenue Board</u></b> 1. Tahsildar	159
3.	<b><u>Water Resource Department</u></b> 1. Executive Engineer	91
	<b>Total</b>	<b>269</b>

**APPENDIX XI****Cases of Temporary appointments made against  
Direct Recruitment's Quota Posts and Concurred to by the Commission**

S.No.	Name of Department/Post	Number of Persons
1.	<b><u>Medical Education (Gr-1) Department</u></b>	
	(i) Assistant Professor & Senior Demonstrator & Biochemist (Various Subjects) Medical College, Ajmer.	34
	(ii) Assistant Professor & Senior Demonstrator (Various Subjects) Medical College, Jaipur.	19
	(iii) Assistant Professor & Senior Demonstrator (Various Subjects) & Biochemist Medical College, Bikaner.	54
	(iv) Assistant Professor & Senior Demonstrator (Various Subjects) Medical College, Jodhpur.	62
	(v) Assistant Professor & Senior Demonstrator (Various Subjects) Lecturer in Statistics, Medical College, Udaipur.	38
	(vi) Assistant Professor & Senior Demonstrator (Various Subjects) & Biochemist Medical College, Kota.	58
	(vii) Assistant Professor & Senior Demonstrator (Various Subjects) Medical College, Jodhpur.	16
	(viii) Assistant Professor & Senior Demonstrator (Various Subjects) Medical College, Jaipur.	21
	(ix) Assistant Professor & Senior Demonstrator (Various Subjects), Clinical Psychologist Medical College, Ajmer.	40
	(x) Assistant Professor & Senior Demonstrator (Various Subjects) Lecturer in Statistics, Medical College, Udaipur.	31
	(xi) Assistant Professor & Senior Demonstrator (Various Subjects) & Biochemist, Medical College Bikaner.	55
	(xii) Assistant Professor & Senior Demonstrator (Various Subjects) Medical College, Kota.	59
	(xiii) Assistant Professor & Senior Demonstrator (Various Subjects) & Biochemist, Medical College, Jodhpur.	56
2.	<b><u>Animal Husbandry Department</u></b> 1. Veterinary Officer	63
	<b>Total</b>	<b>606</b>

## APPENDIX XII

### Cases of Temporary appointments made by the Government against Direct Recruitment and Promotion Quota posts, which remained pending for want of information

S.No.	Name of Department/Post	Number of persons involved	
		Direct recruitment quota	Promotion quota
NIL			

## APPENDIX XIII

### Draft Amendments to Rules/Schedules relating to various Services Rules dealt with by the Commission

S. No.	Name of Service Rules	No. of Amendments	
		Rule (s)	Schedule(s)
	<b>State Services</b>		
1	The Rajasthan Animal Husbandry Service Rules, 1963	9	2+1(*)
2	The Rajasthan Legal State and Subordinate Service Rules, 1981	0	1
3	The Rajasthan Public Service Commission (Gazetted Staff) Service Rules and Regulations, 1991	2	0
4	The Rajasthan Service of Engineers and Allied Posts (Public Health Branch) Rules, 1979	1	1
5	The Rajasthan Forensic Science Service Rules, 1979	0	1
6	The Rajasthan Librarian and Physical Training Instructors Service (Collegiate Branch ) Rules, 1980	3	0
7	The Rajasthan Vidhi Rachna State and Subordinate Service Rules, 1981	1	1
8	The Rajasthan State Agricultural Marketing Service Rules, 1986	0	1
9	The Rajasthan Rural Development State Service Rules, 2007	2	1
10	The Rajasthan Judicial Service Rules, 2010	0	1
11	The Rajasthan State and Subordinate Services (Direct Recruitment by Competitive Examination) Rules, 1999	1	3
12	The Rajasthan Rural Development and Panchayati Raj State and Subordinate Service Rules, 1998	0	1
13	The Rajasthan Fisheries State and Subordinate Service Rules, 2011	2	1(*)
14	The Rajasthan Petroleum State and Subordinate Service Rules, 2012	1	1
15	The Rajasthan Public Service Commission (Limitation of Functions) Regulations, 1951	1	1

S. No.	Name of Service Rules	No. of Amendments	
		Rule (s)	Schedule(s)
	<b>Subordinate Services</b>		
16	The Rajasthan Transport Subordinate Service Rules, 1963	0	1
17	The Rajasthan Police Subordinate Service Rules, 1989	6	2
18	The Rajasthan Subordinate Offices Ministerial Service Rules, 1999	2	0
19	The Rajasthan Secretariat Ministerial Service Rules, 1970	2	0
20	The Rajasthan Public Service Commission (Ministerial And Subordinate Services) Rules And Regulations, 1999	2	0
21	The Rajasthan Home Guards Subordinate Service Rules, 2017	49	3(*)
22	The Rajasthan Forensic Science Subordinate Service Rules, 1980	0	1
23	The Rajasthan Subordinate Services (Recruitment and Other Service Conditions) Rules, 2001	0	1
	<b>Miscellaneous</b>		
24	For Vacancies for Economically Weaker Section, EWS	1	1
25	Amendment in various services rules regarding to total number of children	1	0
26	The Rajasthan out of turn appointment to Sports Medal Winners Rules, 2017	2	0
	<b>GRAND TOTAL</b>	<b>88</b>	<b>21+5(*)</b>

\* **Addition/ Substitution/ deletion of the entire Schedule.**

## APPENDIX XIV

### Draft of New Rule dealt by the Commission

S.No.	Name of Service Rules
	<u>State</u>
1.	The Rajasthan Bio-Fuel (State and Subordinate) Service Rules, 2019

## APPENDIX XV

### New Service Rules or amendments to Rules relating to various Services Rules promulgated by the Government

S.No.	Name of Service Rules
1	Amendment in The Rajasthan Rural Development and Panchayati Raj State and Subordinate Service Rules, 1998
2	Amendment in The Rajasthan Police Subordinate Service Rules, 1989
3	Amendment in The Rajasthan State and Subordinate Services ( Direct Recruitment by Combined Competitive Examination), Rules, 1999
4	Amendment in The Rajasthan Rural Development State Service Rules, 2007
5	Amendment in The Rajasthan out of turn appointment to Sports Medal Winners Rules, 2017
6	Amendment in The Rajasthan Legal (State and Subordinate) Service Rules, 1981
7	Amendment in The Rajasthan Vidhi Rachna (State and Subordinate) Service rules, 1981
8	Amendment in The Rajasthan Judicial Service Rules, 2010
9	Amendment in The Rajasthan Subordinate Service (Recruitment and Other Service Conditions) Rules, 2001
10	Amendment in The Rajasthan Forensic Science Subordinate Service Rules, 1980
11	Amendment in The Rajasthan Forensic Science Service Rules, 1979
12	Amendment in The Rajasthan State Agricultural Marketing Service Rules, 1986
13	Amendment in The Rajasthan Devasthan State and Subordinate Service Rules, 1986
14	Amendment in The Rajasthan Subordinate Courts (Driver and Class-IV Employees) Service Rules, 2017
15	Amendment in The Rajasthan District Courts Ministerial Establishment Rules, 1986
16	Amendment in The Rajasthan Jails Subordinate Service Rules, 1998
17	Amendment in The Rajasthan Public Service Commission (Ministerial and Subordinate Services) Rules and Regulations, 1999
18	Amendment in The Rajasthan Animal Husbandry Service Rules, 1963
19	Amendment in The Rajasthan Secretariat Ministerial Service Rules, 1970
20	Amendment in The Rajasthan Subordinate Offices Ministerial Service Rules, 1999
21	Amendment in The Rajasthan Engineering Subordinate Service (Irrigation Branch) Rules, 1967
22	Amendment in The Rajasthan Service of Engineers and Allied Posts (Public Health Branch) Rules, 1968
23	Amendment in The Rajasthan Compassionate Appointment of Dependants of Deceased Government Servants Rules, 1996
24	Amendment in The Rajasthan Service of Engineers (Building and Roads Branch) Rules, 1954
25	Amendment in The Rajasthan Forest Subordinate Service Rules, 2015
26	Amendment in The Rajasthan Circuit Houses (State and Subordinate) Service Rules, 2019
27	Amendment in the Rajasthan Commercial Taxes Subordinate Service (General Branch) Rules, 1975
28	Amendment in the Rajasthan Food and Civil Supplies Subordinate Service Rules, 1974
29	Amendment in the Rajasthan Excise Subordinate Service (General Branch) Rules, 1974
30	Amendment in the Rajasthan Subordinate Co-operative Service (Class-II) Rules, 1955
31	Amendment in the Rajasthan Industries Subordinate Service Rules, 1966
32	Amendment in the Various Service Rules regarding outstanding Sports persons
33	Amendment in Various Service Rules regarding Reservation of vacancies for Economically Weaker Section
34	Amendment in Various Service Rules regarding total number of children

**APPENDIX XVI**

**List of Cases referred to the Commission for appointment to various posts under  
Compassionate appointment of Dependants of Deceased / Permanently Incapacitated  
Armed Forces Service Personnel /Para Military Personnel**

S.No.	Name and Designation of the Deceased /Permanently incapacitated Armed Forces/Para Military Personnel and unit	Date of Death	Dependant to be appointed	Post on which to be appointed	Remarks
1	Late Shahid Shri Ishtiyak Ahmad, Assistant Commandant No 0181592	8-11-2001	Sh. Parvez Khan, Son	J.C.T.O	Under correspondence reply is still awaited from Joint Secretary, Finance (Tax) Department Rajasthan.
2.	Late Shahid Shri Omprakash, 15111499	07-05-2000	Miss. Saroj, Daughter	J.C.T.O	Under correspondence reply is still awaited from Joint Secretary, Finance (Tax) Department Rajasthan.

**APPENDIX XVII**

**List of Cases referred to the Commission for appointment to various posts under the Rajasthan  
Compassionate Appointment of Dependants of Deceased Government Servants Rules, 1996**

S.No.	Name and Designation of the Deceased /Permanently incapacitated Armed Forces/Para Military Personnel and unit	Date of Death	Dependant to be appointed	Post on which to be appointed	Remarks
1	Late Shri Phool Mohhamad, Circle Inspector Police	17-03-2011	Suhail Khan, Son	Sub-Inspector	Under correspondence with Home (Gr.-I) Department

## Appendix -XVIII

Examination/Interviews conducted and recommendations sent during the year (2019-20)																				
S. NO.	Name of Department/Post	Cat.	No. of Post			Total Application (Admitted)			Candidate appeared			Qualified for Int./ II Stage Exam./Selected			Interviewed			Recommended		
			M	F	T	M	F	T	M	F	T	M	F	T	M	F	T	M	F	T
1	College Lecturer (College Edu. Deptt.) Exam, 2014 Computer Science	T	7	1	8	855	397	1252	234	124	358	31	13	44	17	8	25	5	3	8
		SC	2	0	2	117	17	134	29	9	38	10	2	12	4	1	5	2	0	2
		ST	0	0	0	13	9	22	1	0	1	0	0	0	0	0	0	0	0	0
		OBC	1	0	1	239	108	347	87	39	126	4	6	10	3	4	7	1	2	3
		SBC	0	0	0	9	2	11	2	1	3	0	0	0	0	0	0	0	0	0
		Gen.	4	1	5	477	261	738	115	75	190	17	5	22	10	3	13	2	1	3
		T	59	24	83	1406	1356	2762	591	561	1152	205	132	337	160	101	261	2	1	3
2	Zoology	SC	07	3	10	271	194	465	134	82	216	23	11	34	22	7	29	0	0	0
		ST	12	4	16	92	74	166	49	30	79	38	20	58	16	11	27	0	0	0
		OBC	12	5	17	442	349	791	199	142	341	72	25	97	65	25	90	0	0	0
		SBC	00	0	0	18	8	26	10	4	14	10	6	16	0	0	0	0	0	0
		Gen.	28	12	40	583	731	1314	199	303	502	62	70	132	57	58	115	2	1	3
		T	54	20	74	1662	1647	3309	981	930	1911	289	194	483	158	116	274	1	0	1
		SC	10	3	13	312	216	528	206	125	331	48	17	65	30	9	39	0	0	0
3	Botany	ST	6	2	8	149	87	236	98	45	143	30	10	40	16	5	21	0	0	0
		OBC	11	4	15	476	485	961	317	283	600	113	71	184	67	43	110	1	0	1
		SBC	0	0	0	13	12	25	9	8	17	2	3	5	0	0	0	0	0	0
		Gen.	27	11	38	712	847	1559	351	469	820	96	93	189	45	59	104	0	0	0
		T	50	19	69	7809	6573	14382	4829	3560	8389	281	140	421	208	117	325	11	3	14
		SC	9	3	12	1713	940	2653	1235	593	1828	57	15	72	36	12	48	5	1	6
		ST	2	0	2	1025	1181	2206	730	463	1193	13	6	19	8	4	12	2	0	2
4	Hindi	OBC	10	4	14	2338	2095	4433	1691	1321	3012	126	56	182	97	48	145	4	2	6
		SBC	0	0	0	176	59	235	130	37	167	5	1	6	3	1	4	0	0	0
		Gen.	29	12	41	2557	2298	4855	1043	1146	2189	80	62	142	64	52	116	0	0	0
		T	44	17	61	1670	940	2610	825	453	1278	145	53	198	133	42	175	1	2	3
		SC	10	4	14	185	52	237	120	33	153	31	12	43	26	5	31	1	0	1
		ST	12	5	17	63	81	144	42	14	56	20	8	28	16	6	22	0	1	1
		OBC	9	3	12	512	304	816	293	178	471	49	15	64	48	15	63	0	1	1
5	Physics	SBC	0	0	0	14	4	18	10	2	12	3	1	4	3	1	4	0	0	0
		Gen.	13	5	18	896	499	1395	360	226	586	42	17	59	40	15	55	0	0	0
		T	62	24	86	1621	768	2389	572	255	827	319	132	451	208	109	317	3	1	4
		SC	6	2	8	146	67	213	83	28	111	53	18	71	20	12	32	0	0	0
		ST	5	2	7	74	30	104	33	7	40	32	8	40	17	5	22	0	0	0
		OBC	13	5	18	251	174	425	144	85	229	97	37	134	74	36	110	1	1	2
		SBC	0	0	0	9	4	13	5	0	5	3	0	3	0	0	0	0	0	0
6	Law	Gen.	38	15	53	1141	493	1634	307	135	442	134	69	203	97	56	153	2	0	2

S. NO.	Name of Department/Post	Cat.	No. of Post			Total Application (Admitted)			Candidate appeared			Qualified for Int./ II Stage Exam./Selected			Interviewed			Recommended		
			M	F	T	M	F	T	M	F	T	M	F	T	M	F	T	M	F	T
7	Sanskrit	T	49	18	67	4215	2928	7143	1847	1235	3082	156	62	218	152	59	211	3	0	3
		SC	7	3	10	671	258	929	341	107	448	21	9	30	21	8	29	1	0	1
		ST	4	1	5	463	248	711	203	109	312	12	4	16	13	3	16	1	0	1
		OBC	10	3	13	964	803	1767	525	383	908	38	14	52	40	14	54	1	0	1
		SBC	0	0	0	102	31	133	59	10	69	4	0	4	0	0	0	0	0	0
		Gen.	28	11	39	2015	1588	3603	719	626	1345	81	35	116	78	34	112	0	0	0
8	Economics	T	36	11	47	1480	1138	2618	586	428	1014	124	65	189	108	62	170	3	0	3
		SC	5	1	6	239	121	360	117	56	173	15	3	18	14	3	17	1	0	1
		ST	7	2	9	179	83	262	94	36	130	19	8	27	18	8	26	1	0	1
		OBC	7	2	9	429	301	730	209	142	351	52	23	75	46	23	69	1	0	1
		SBC	0	0	0	0	0	0	0	0	0	0	0	0	0	0	0	0	0	0
		Gen.	17	6	23	633	633	1266	166	194	360	38	31	69	30	28	58	0	0	0
9	Headmaster Competitive Exam, 2018	T	875	373	1248	72100	25146	97246	54958	16857	71815	819	368	1187				795	365	1160
		SC	135	57	192	13517	3489	17006	10371	2397	12768	134	60	194				133	60	193
		ST	101	43	144	9657	2665	12322	7280	1810	9090	101	43	144				100	42	142
		OBC	177	75	252	31598	10197	41795	23656	6627	30283	407	167	574				387	167	554
		MBC	42	18	60	1996	237	2233	1592	157	1749	45	20	65				45	19	64
		GEN.	420	180	600	15332	8558	23890	12059	5866	17925	132	78	210				130	77	207
10	Raj. State & Subordinate Services Combined Competitive (Pre.) Exam, (TSP) 2018	T	30	7	37	8008	2535	10543	6699	1999	8698	461	108	569						
		SC	1	0	1	556	159	715	465	123	588	14	1	15						
		ST	10	2	12	4676	1624	6300	4014	1311	5325	156	31	187						
		OBC	0	0	0	1198	299	1497	993	223	1216	99	23	122						
		MBC	0	0	0	84	6	90	71	6	77	9	1	10						
		Gen.	19	5	24	1494	447	1941	1156	336	1492	183	52	235						
11	Raj. State & Subordinate Services Combined Competitive (Pre.) Exam, (NON-TSP) 2018	T	719	261	980	347008	139490	486498	262881	103577	366458	16995	5423	22418						
		SC	112	39	151	65320	22974	88294	53280	17922	71202	1766	597	2363						
		ST	88	29	117	48500	17859	66359	37481	13514	50995	1354	445	1799						
		OBC	139	50	189	119337	49313	168650	98845	39667	138512	7577	2109	9686						
		MBC	5	0	5	10925	2043	12968	9388	1646	11034	551	64	615						
		Gen.	375	143	518	102926	47301	150227	63887	30828	94715	5747	2208	7955						

S. NO.	Name of Department/Post	Cat.	No. of Post			Total Application (Admitted)			Candidate appeared			Qualified for Int./ II Stage Exam./Selected			Interviewed			Recommended		
			M	F	T	M	F	T	M	F	T	M	F	T	M	F	T	M	F	T
12	Hindi	School Lecturer (Sec. Edu. Deptt.) Exam, 2015																		
			2217	946	3163	66657	87273	153930	66109	86680	152789	2108	1056	3164				21	11	32
			397	169	566	14790	13305	28095	14666	13181	27847	447	176	623				4	2	6
			280	119	399	9282	8592	17874	9208	8531	17739	292	128	420				2	1	3
			465	199	664	25004	34481	59485	24777	34232	59009	1021	511	1532				8	4	12
			111	47	158	2387	1343	3730	2364	1341	3705	72	13	85				1	2	3
			964	412	1376	15194	29552	44746	15094	29395	44489	276	228	504				6	2	8
13	Geography	T	836	355	1191	21935	15348	37283	21791	15247	37038	835	356	1191				8	4	12
			145	61	206	4280	1716	5996	4254	1704	5958	163	67	230				1	0	1
			92	39	131	2756	1143	3899	2743	1131	3874	107	44	151				0	0	0
			175	75	250	8542	7729	16271	8469	7679	16148	425	194	619				2	2	4
			42	17	59	907	290	1197	901	289	1190	30	2	32				0	0	0
			382	163	545	5450	4470	9920	5424	4444	9868	110	49	159				5	2	7
			10	1	11	4502	7258	11760	4486	7242	11728	6	5	11				0	1	1
14	Sociology	SC	2	0	2	1140	1310	2450	1136	1306	2442	1	1	2				0	0	0
			1	0	1	698	646	1344	694	646	1340	1	0	1				0	0	0
			2	0	2	1680	2594	4274	1672	2585	4257	3	2	5				0	0	0
			0	0	0	109	99	208	109	99	208	0	0	0				0	0	0
			5	1	6	875	2609	3484	875	2606	3481	1	2	3				0	1	1
			98	38	136	1769	1777	3546	1750	1761	3511	96	40	136				0	1	1
			13	5	18	360	193	553	354	192	546	24	6	30				0	1	1
15	Drawing	ST	8	3	11	125	67	192	126	64	190	10	4	14				0	0	0
			21	8	29	494	469	963	489	462	951	47	15	62				0	0	0
			5	1	6	43	20	63	42	20	62	6	1	7				0	0	0
			51	21	72	747	1028	1775	739	1023	1762	9	14	23				0	0	0
			604	256	860	20838	24545	45383	20699	24408	45107	539	321	860				15	7	22
			93	39	132	3892	2194	6086	3856	2182	6038	98	39	137				1	0	1
			33	14	47	1862	1169	3031	1847	1164	3011	32	18	50				1	1	2
16	English	OBC	127	54	181	7892	8311	16203	7831	8250	16081	277	136	413				7	4	11
			31	12	43	564	271	835	557	268	825	11	2	13				2	0	2
			320	137	457	6628	12600	19228	6608	12544	19152	121	126	247				4	2	6
			251	105	356	25464	29212	54676	25336	29088	54424	250	106	356				5	3	8
			35	15	50	4573	2840	7413	4544	2825	7369	39	15	54				1	0	1
			37	15	52	3641	2920	6561	3624	2902	6526	43	15	58				0	1	1
			52	22	74	7499	9865	17364	7468	9824	17292	91	36	127				3	1	4
17	Sanskrit	SBC	12	5	17	821	506	1327	812	503	1315	10	2	12				0	0	0
			115	48	163	8930	13081	22011	8888	13034	21922	67	38	105				1	1	2



S. NO.	Name of Department/Post	Cat.	No. of Post			Total Application (Admitted)			Candidate appeared			Qualified for Int./ II Stage Exam./Selected			Interviewed			Recommended		
			M	F	T	M	F	T	M	F	T	M	F	T	M	F	T	M	F	T
18	History	T	1380	588	1968	46528	26487	73015	46224	26324	72548	1380	588	1968				12	6	18
		SC	224	95	319	9587	4286	13873	9522	4255	13777	245	103	348				1	1	2
		ST	178	76	254	6230	2445	8675	6199	2419	8618	203	81	284				2	4	6
		OBC	289	123	412	18357	11301	29658	18228	11235	29463	672	269	941				4	0	4
		SBC	69	29	98	1441	414	1855	1432	412	1844	33	15	48				3	0	3
		GEN.	620	265	885	10913	8041	18954	10843	8003	18846	227	120	347				2	1	3
19	Physics	T	577	245	822	3807	2331	6138	3775	2316	6091	582	240	822				8	1	9
		SC	63	27	90	337	110	447	333	109	442	69	29	98				3	1	4
		ST	47	19	66	129	26	155	127	26	153	52	14	66				1	0	1
		OBC	120	51	171	1286	800	2086	1275	788	2063	304	116	420				2	0	2
		SBC	29	12	41	49	5	54	49	5	54	6	1	7				0	0	0
		GEN.	318	136	454	2006	1390	3396	1991	1388	3379	151	80	231				2	0	2
20	Maths	T	196	80	276	7984	5549	13533	7937	5525	13462	191	85	276				4	3	7
		SC	34	14	48	820	301	1121	816	298	1114	34	15	49				1	0	1
		ST	25	10	35	448	128	576	443	128	571	25	11	36				1	0	1
		OBC	40	17	57	3201	1963	5164	3174	1955	5129	91	25	116				2	1	3
		SBC	10	3	13	130	43	173	129	42	171	1	0	1				0	0	0
		GEN.	87	36	123	3385	3114	6499	3375	3102	6477	40	34	74				0	2	2
21	Home Science	T	77	30	107	48	3037	3085	47	3025	3072	4	103	107				0	1	1
		SC	5	2	7	10	247	257	10	245	255	1	8	9				0	0	0
		ST	4	1	5	6	106	112	6	105	111	0	5	5				0	0	0
		OBC	16	6	22	20	819	839	19	813	832	3	40	43				0	0	0
		SBC	4	1	5	3	33	36	3	34	37	0	0	0				0	0	0
		Gen.	48	20	68	9	1832	1841	9	1828	1837	0	50	50				0	1	1
22	Chemistry	T	562	237	799	10655	9937	20592	10561	9884	20445	448	351	799				5	4	9
		SC	71	30	101	1603	915	2518	1588	907	2495	73	38	111				3	1	4
		ST	54	22	76	849	380	1229	840	378	1218	42	39	81				0	1	1
		OBC	117	50	167	4231	4134	8365	4190	4114	8304	215	176	391				0	2	2
		SBC	28	11	39	186	78	264	184	78	262	4	2	6				1	0	1
		GEN.	292	124	416	3786	4430	8216	3759	4407	8166	114	96	210				1	0	1
23	Biology	T	421	177	598	8209	10870	19079	8146	10805	18951	358	240	598				3	3	6
		SC	61	25	86	1629	1259	2888	1614	1246	2860	69	28	97				2	1	3
		ST	45	19	64	806	588	1394	795	581	1376	44	21	65				1	0	1
		OBC	88	37	125	2902	4023	6925	2877	3998	6875	177	115	292				0	0	0
		SBC	21	8	29	132	89	221	130	88	218	1	2	3				0	1	1
		GEN.	206	88	294	2740	4911	7651	2730	4892	7622	67	74	141				0	1	1

S. NO.	Name of Department/Post	Cat.	No. of Post			Total Application (Admitted)			Candidate appeared			Qualified for Int./ II Stage Exam./Selected			Interviewed			Recommended		
			M	F	T	M	F	T	M	F	T	M	F	T	M	F	T	M	F	T
24	Commerce	T	140	57	197	10495	8704	19199	10445	8654	19099	139	58	197				0	3	3
		SC	6	2	8	1484	622	2106	1473	617	2090	7	2	9				0	0	0
		ST	9	3	12	591	208	799	589	207	796	9	3	12				0	1	1
		OBC	28	12	40	4156	2394	6550	4140	2372	6512	58	19	77				0	1	1
		SBC	7	2	9	197	92	289	197	90	287	4	0	4				0	0	0
		GEN.	90	38	128	4067	5388	9455	4046	5368	9414	61	34	95				0	1	1
25	Economics	T	128	52	180	5523	5488	11011	5492	5468	10960	121	59	180				1	2	3
		SC	13	5	18	1097	594	1691	1092	588	1680	16	5	21				1	0	1
		ST	14	5	19	763	268	1031	753	268	1021	18	5	23				0	0	0
		OBC	26	11	37	1876	1713	3589	1866	1705	3571	72	27	99				0	1	1
		SBC	7	2	9	109	54	163	108	54	162	0	0	0				0	0	0
		GEN.	68	29	97	1678	2859	4537	1673	2853	4526	15	22	37				0	1	1
26	Political Science	T	1566	668	2234	52727	45610	98337	52282	45276	97558	1567	669	2236				34	8	42
		SC	231	98	329	10691	6469	17160	10509	6432	16941	263	108	371				5	2	7
		ST	217	92	309	6813	3683	10496	6775	3650	10425	237	94	331				5	2	7
		OBC	327	140	467	22578	20188	42766	22412	19992	42404	826	325	1151				16	4	20
		SBC	78	33	111	2068	837	2905	2056	828	2884	42	7	49				2	0	2
		GEN.	713	305	1018	10577	14433	25010	10530	14374	24904	199	135	334				6	0	6
These Posts are Mixed for (Boys and Girls) Institute																				
	School Lecturer (Sec. Edu. Deptt.) Exam, 2018																			
27	Geography	T	557	225	782	27063	23798	50861												
		SC	89	36	125	5376(2)#	3046	8424												
		ST	67	26	93	3415(1)# (1)*	2098	5515												
		OBC	116	48	164	12092(2)#	12884	24978												
		MBC	29	10	39	1434(1)#	618	2053												
		EWS	56	22	78	1477(1)#	1005	2483												
28	Economics	GEN.	200	83	283	3260(1)#	4147	7408												
		T	98	31	129	4284	4907	9191												
		SC	15	5	20	865	591	1456												
		ST	11	4	15	624	305	929												
		OBC	20	7	27	1595	1679	3274												
		MBC	5	1	6	102	54	156												
		EWS	10	2	12	265	275	540												
		GEN.	37	12	49	833	2003	2836												

S. NO.	Name of Department/Post	Cat.	No. of Post			Total Application (Admitted)			Candidate appeared			Qualified for Int./ II Stage Exam./Selected			Interviewed			Recommended		
			M	F	T	M	F	T	M	F	T	M	F	T	M	F	T	M	F	T
29	Punjabi	T	14	1	15	588	1307	1895												
		SC	2	0	2	85	123	208												
		ST	1	0	1	19	14	33												
		OBC	3	0	3	341	677	1018												
		MBC	0	0	0	3	6	9												
		EWS	1	0	1	12	14	26												
30	Rajasthani	GEN.	7	1	8	128	473	601												
		T	5	1	6	1125	500	1625												
		SC	0	0	0	183	58	241												
		ST	0	0	0	67	28	95												
		OBC	1	0	1	660	300	960												
		MBC	0	0	0	12	4	16												
31	Public Administration	EWS	0	0	0	59	20	79												
		GEN.	4	1	5	144	90	234												
		T	5	0	5	1583	1759	3342												
		SC	0	0	0	265	251	516												
		ST	0	0	0	149	95	244												
		OBC	1	0	1	727	745	1472												
32	Sociology	MBC	0	0	0	54	29	83												
		EWS	0	0	0	50	50	100												
		GEN.	4	0	4	338	589	927												
		T	27	5	32	4255	7215	11470												
		SC	4	1	5	1120(1)#	1324	2445												
		ST	3	0	3	581	599	1180												
33	Drawing	OBC	5	1	6	1588(1)#	2911	4500												
		MBC	1	0	1	117	139	256												
		EWS	3	0	3	202	262	464												
		GEN.	11	3	14	645	1980	2625												
		T	34	6	40	1650	2022	3672												
		SC	5	1	6	373	240	613												
33	Drawing	ST	4	0	4	141	87	228												
		OBC	7	1	8	578	700	1278												
		MBC	2	0	2	37	21	58												
		EWS	4	0	4	95	109	204												
33	Drawing	GEN.	12	4	16	426	865	1291												

S. NO.	Name of Department/Post	Cat.	No. of Post			Total Application (Admitted)				Candidate appeared			Qualified for Int./ II Stage Exam./Selected			Interviewed			Recommended		
			M	F	T	M	F	T		M	F	T	M	F	T	M	F	T	M	F	T
34	Music	T	5	1	6	188	389	577													
		SC	0	0	0	40(1)#	58	99													
		ST	0	0	0	7	9	16													
		OBC	1	0	1	48	90	138													
		MBC	0	0	0	1	2	3													
		EWS	0	0	0	5	17	22													
35	History	GEN.	4	1	5	86	213	299													
		T	438	175	613	46301	29638	75939													
		SC	70	28	98	10067	5047	15114													
		ST	53	20	73	6062(2)#(3)*	2820	8887													
		OBC	91	37	128	20583(2)#	14302	34887													
		MBC	22	8	30	1938	578	2516													
36	Commerce	EWS	44	17	61	2317	1083	3400													
		GEN.	158	65	223	5327	5808	11135													
		T	91	27	118	12023	11128	23151													
		SC	14	4	18	1775	870	2645													
		ST	11	3	14	762	358	1120													
		OBC	19	5	24	5207(1)#	3708	8916													
37	Biology	MBC	4	1	5	336	143	479													
		EWS	9	2	11	1226	781	2007													
		GEN.	34	12	46	2716	5268	7984													
		T	124	42	166	7262	13023	20285													
		SC	19	7	26	1613	1646	3259													
		ST	15	4	19	669	715	1384													
38	Chemistry	OBC	26	8	34	3007	6040	9047													
		MBC	7	1	8	162	169	331													
		EWS	12	4	16	442	553	995													
		GEN.	45	18	63	1369	3900	5269													
		T	120	40	160	8709	11412	20121													
		SC	19	6	25	1355	1151	2506													
38	Chemistry	ST	15	4	19	607(1)*	492	1100													
		OBC	25	8	33	3839(1)#	5391	9231													
		MBC	6	1	7	184	145	329													
		EWS	12	4	16	639	508	1147													
		GEN.	43	17	60	2083	3725	5808													
		T	124	42	166	7262	13023	20285													

S. NO.	Name of Department/Post	Cat.	No. of Post			Total Application (Admitted)			Candidate appeared			Qualified for Int./ II Stage Exam./Selected			Interviewed			Recommended		
			M	F	T	M	F	T	M	F	T	M	F	T	M	F	T	M	F	T
39	Home Science	T	44	10	54	63	2618	2681												
		SC	7	1	8	11	230	241												
		ST	5	1	6	9	120	129												
		OBC	9	2	11	26	856	882												
		MBC	2	0	2	1	34	35												
		EWS	4	1	5	3	144	147												
		GEN.	17	5	22	13	1234	1247												
40	Hindi	T	603	246	849	60538	89172	149710												
		SC	96	39	135	14709(3)#	15295	30007												
		ST	71	30	101	8055(1)# (6)*	9599	17661												
		OBC	126	52	178	25402(3)#	39444	64849												
		MBC	31	11	42	2672	1893	4565												
		EWS	61	23	84	3315	3863	7178												
		GEN.	218	91	309	6371(1)#	19078	25450												
41	Political Science	T	579	236	815	53604	47744	101348												
		SC	92	38	130	11108	7242	18350												
		ST	70	27	97	6493(1)#(8)*	3973 (3)*	10478												
		OBC	121	50	171	25293(5)#	23455	48753												
		MBC	29	11	40	2496	1087	3583												
		EWS	58	23	81	2767	1994	4761												
		GEN.	209	87	296	5432 (1)#	9990	15423												
42	Physics	T	140	47	187	4150	3684	7834												
		SC	22	7	29	426	208	634												
		ST	17	5	22	244	103	347												
		OBC	29	10	39	1748	1551	3299												
		MBC	8	1	9	131	37	168												
		EWS	14	4	18	372	253	625												
		GEN.	50	20	70	1229	1532	2761												
43	Agriculture	T	269	101	370	4080	776	4856												
		SC	43	16	59	559	75	634												
		ST	33	11	44	450	76	526												
		OBC	55	22	77	1941(1)#	405	2347												
		MBC	14	4	18	110	10	120												
		EWS	28	9	37	101	15	116												
		GEN.	96	39	135	918	195	1113												

S. NO.	Name of Department/Post	Cat.	No. of Post			Total Application (Admitted)			Candidate appeared			Qualified for Int./ II Stage Exam./Selected			Interviewed			Recommended		
			M	F	T	M	F	T	M	F	T	M	F	T	M	F	T	M	F	T
44	Mathematics	T	144	49	193	9436	8157	17593												
		SC	22	8	30	1069	514	1583												
		ST	18	5	23	584	364	948												
		OBC	29	11	40	4563(1)#	3623	8187												
		MBC	8	1	9	229	99	328												
		EWS	15	4	19	754	540	1294												
		GEN.	52	20	72	2235(1)#	3017	5253												
45	English	T	221	83	304	17801	24969	42770												
		SC	36	12	48	3556	2533	6089												
		ST	27	9	36	1570	1457	3027												
		OBC	45	18	63	7560(2)#	9563	17125												
		MBC	11	4	15	535	362	897												
		EWS	22	8	30	1239	1406	2645												
		GEN.	80	32	112	3338(1)#	9648	12987												
46	Sanskrit	T	117	39	156	21825	29881	51706												
		SC	19	5	24	4355(1)#	3389	7745												
		ST	14	4	18	3300	3533	6833												
		OBC	24	8	32	6963	11380	18343												
		MBC	6	1	7	840	683	1523												
		EWS	11	4	15	2205	1867	4072												
		GEN.	43	17	60	4159(2)#	9029	13190												
47	AEN (Pre.), 2018	T	677	275	952	62009	6950	68959	34234	3844	38078	12567	2731	15298						
		SC	91	37	128	6088	693	6781	3944	470	4414	1664	263	1927						
		ST	63	24	87	7377(3)#	845	8225	5298	628	5926	1522	456	1978						
		OBC	137	55	192	14104(1)#	1536	15641	9115	991	10106	2833	663	3496						
		MBC	34	10	44	759	37	796	527	17	544	369	13	382						
		EWS	352	149	501	33671(6)#	3839	37516	15350	1738	17088	6179	1336	7515						
		GEN.	2543	1087	3630	269870	94488	364358	139667	35290	174957	2543	1087	3630				13	2	15
48	Jr. Acc. Exam, 2013	SC	384	164	548	45714	13085	58799	24374	4896	29270	384	164	548				1	0	1
		ST	371	159	530	35983	11812	47795	18291	4634	22925	371	159	530				1	0	1
		OBC	491	210	701	102470	33130	135600	54362	12210	66572	491	210	701				5	1	6
		SBC	0	0	0	6770	1283	8053	3774	520	4294	0	0	0				0	0	0
		GEN.	1297	554	1851	78933	35178	114111	38866	13030	51896	1297	554	1851				6	1	7
		T	371	140	511	372629	96026	468655	168492	30654	199146	1465	461	1926						
		SC	81	32	113	65340(9)#	14398	79747	28980	4054	33034	243	24	267						
49	Sub Inspector/Platoon Commander Combined Comp. Exam, 2016	ST	68	24	92	59506(27)*(7)#	13892(5)*	73437	26180	4355	30535	180	50	230						
		OBC	87	35	122	172334(28)#	50618	222980	80173	16977	97150	744	320	1064						
		MBC	18	3	21	20810(2)#	3544	24356	9928	1123	11051	83	11	94						
		GEN.	117	46	163	54566	13569	68135	23231	4145	27376	215	56	271						

S. NO.	Name of Department/Post	Cat.	No. of Post			Total Application (Admitted)			Candidate appeared			Qualified for Int./ II Stage Exam./Selected			Interviewed			Recommended					
			M	F	T	M	F	T	M	F	T	M	F	T	M	F	T	M	F	T			
50	Asst. Statistical Officer (Non- TSP) Comp. Exam, 2018	T	148	61	209	14279	6509	20788		8353	3297	11650											
		SC	23	9	32	1995	659	2654		1250	350	1600											
		ST	17	7	24	1020	402	1422		627	223	850											
		OBC	30	12	42	5745	2197	7942		3443	1151	4594											
		MBC	7	3	10	274	63	337		192	32	224											
		GEN.	71	30	101	5245	3188	8433		2841	1541	4382											
51	Asst. Statistical Officer (TSP) Comp. Exam, 2018	T	18	6	24	As above																	
		SC	1	0	1	As above																	
		ST	7	3	10	As above																	
		OBC	0	0	0	As above																	
		MBC	0	0	0	As above																	
		GEN.	10	3	13	As above																	
52	Protection Officer Comp. Exam, 2018	T	17	4	21	4778	2755	7533		1618	713	2331											
		SC	3	0	3	748	316	1064		303	106	409											
		ST	2	0	2	301	128	429		116	37	153											
		OBC	3	1	4	1492	710	2202		574	209	783											
		MBC	1	0	1	59	16	75		18	4	22											
		Gen.	8	3	11	2178	1585	3763		607	357	964											
53	Junior Legal Officer (TSP - Non-TSP) Comp. Exam, 2018	T	111	45	156	19438	11487	30925		9405	6106	15511											
		SC	17	6	23	2257	904	3161		1265	583	1848											
		ST	15	6	21	930	415	1345		544	282	826											
		OBC	21	9	30	4491	2109	6600		2414	1357	3771											
		MBC	5	2	7	347	90	437		182	56	238											
		EWS	10	4	14	2051	1010	3061		1061	586	1647											
54	Mathematics	Gen.	43	18	61	9362	6959	16321		3939	3242	7181											
		T	32	4	36	313	190	503		44	13	57											
		SC	1	0	1	33	10	43		0	0	0											
		ST	0	0	0	17	7	24		1	0	1											
		OBC	2	0	2	98	48	146		18	7	25											
		SBC	0	0	0	6	1	7		0	0	0											
54	Mathematics	Gen.	29	4	33	159	124	283		25	6	31											
		T	32	4	36	313	190	503		44	13	57											
		SC	1	0	1	33	10	43		0	0	0											
		ST	0	0	0	17	7	24		1	0	1											
		OBC	2	0	2	98	48	146		18	7	25											
		SBC	0	0	0	6	1	7		0	0	0											
54	Mathematics	Gen.	29	4	33	159	124	283		25	6	31											
		T	32	4	36	313	190	503		44	13	57											
		SC	1	0	1	33	10	43		0	0	0											
		ST	0	0	0	17	7	24		1	0	1											
		OBC	2	0	2	98	48	146		18	7	25											
		SBC	0	0	0	6	1	7		0	0	0											
54	Mathematics	Gen.	29	4	33	159	124	283		25	6	31											
		T	32	4	36	313	190	503		44	13	57											
		SC	1	0	1	33	10	43		0	0	0											
		ST	0	0	0	17	7	24		1	0	1											
		OBC	2	0	2	98	48	146		18	7	25											
		SBC	0	0	0	6	1	7		0	0	0											
54	Mathematics	Gen.	29	4	33	159	124	283		25	6	31											
		T	32	4	36	313	190	503		44	13	57											
		SC	1	0	1	33	10	43		0	0	0											
		ST	0	0	0	17	7	24		1	0	1											
		OBC	2	0	2	98	48	146		18	7	25											
		SBC	0	0	0	6	1	7		0	0	0											
54	Mathematics	Gen.	29	4	33	159	124	283		25	6	31											
		T	32	4	36	313	190	503		44	13	57											
		SC	1	0	1	33	10	43		0	0	0											
		ST	0	0	0	17	7	24		1	0	1											
		OBC	2	0	2	98	48	146		18	7	25											
		SBC	0	0	0	6	1	7		0	0	0											
54	Mathematics	Gen.	29	4	33	159	124	283		25	6	31											
		T	32	4	36	313	190	503		44	13	57											
		SC	1	0	1	33	10	43		0	0	0											
		ST	0	0	0	17	7	24		1	0	1											
		OBC	2	0	2	98	48	146		18	7	25											
		SBC	0	0	0	6	1	7		0	0	0											
54	Mathematics	Gen.	29	4	33	159	124	283		25	6	31											
		T	32	4	36	313	190	503		44	13	57											
		SC	1	0	1	33	10	43		0	0	0											
		ST	0	0	0	17	7	24		1	0	1											
		OBC	2	0	2	98	48	146		18	7	25											
		SBC	0	0	0	6	1	7		0	0	0											
54	Mathematics	Gen.	29	4	33	159	124	283		25	6	31											
		T	32	4	36	313	190	503		44	13	57											
		SC	1	0	1	33	10	43		0	0	0											
		ST	0	0	0	17	7	24		1	0	1											
		OBC	2	0	2	98	48	146		18	7	25											
		SBC	0	0	0	6	1	7		0	0	0											
54	Mathematics	Gen.	29	4	33	159	124	283		25	6	31											
		T	32	4	36	313	190	503		44	13	57											
		SC	1	0	1	33	10	43		0	0	0											
		ST	0	0	0	17	7	24		1	0	1											
		OBC	2	0	2	98	48	146		18	7	25											
		SBC	0	0	0	6	1	7		0	0	0											
54	Mathematics	Gen.	29	4	33	159	124	283		25	6	31											
		T	32	4	36	313	190	503		44	13	57											
		SC	1	0	1	33	10	43		0	0	0											
		ST	0	0	0	17	7	24		1	0	1											
		OBC	2	0	2	98	48	146		18	7	25											
		SBC	0	0	0	6	1	7		0	0	0											
54	Mathematics	Gen.	29	4	33	159	124	283		25	6	31											
		T	32	4	36	313	190	503		44	13	57											
		SC	1	0	1	33	10	43		0	0	0											
		ST	0	0	0	17	7	24		1	0	1											
		OBC	2	0	2	98	48	146		18	7	25											
		SBC	0	0	0	6	1	7		0	0	0											
54	Mathematics	Gen.	29	4	33	159	124	283		25	6	31											
		T	32	4	36	313	190	503		44	13	57											
		SC	1	0	1	33	10	43		0	0	0											
		ST	0	0	0	17	7	24		1	0	1											
		OBC	2	0	2	98	48	146		18	7	25											
		SBC	0	0	0	6	1	7		0	0	0											
54	Mathematics	Gen.	29	4	33	159	124	283		25	6	31											
		T	32	4	36	313	190	503		44	13	57											
		SC	1	0	1	33	10	43		0	0	0											
		ST	0	0	0	17	7	24		1	0	1											
		OBC	2	0	2	98	48	146		18	7	25											
		SBC	0	0	0	6	1	7		0	0	0											
54	Mathematics	Gen.	29	4	33	159	124	283		25	6	31											
		T	32	4	36	313	190	503		44	13	57											
		SC	1	0	1	33	10	43		0	0	0											
		ST	0	0	0	17	7	24		1	0	1											

S. NO.	Name of Department/Post	Cat.	No. of Post			Total Application (Admitted)			Candidate appeared			Qualified for Int./ II Stage Exam./Selected			Interviewed			Recommended		
			M	F	T	M	F	T	M	F	T	M	F	T	M	F	T	M	F	T
55	English	T	32	3	35	353	351	704	133	58	191	23	12	35				7	4	11
		SC	1	0	1	58	29	87	17	4	21	3	1	4				1	0	1
		ST	0	0	0	19	8	27	4	0	4	0	0	0				0	0	0
		OBC	2	0	2	108	102	210	52	23	75	11	3	14				1	1	2
		SBC	0	0	0	12	3	15	6	0	6	1	0	1				0	0	0
56	Science	Gen.	29	3	32	156	209	365	54	31	85	8	8	16				5	3	8
		T	31	3	34	463	478	941	80	45	125	26	8	34				7	4	11
		SC	1	0	1	69	57	126	6	3	9	2	2	4				0	0	0
		ST	0	0	0	35	18	53	1	1	2	0	0	0				0	0	0
		OBC	2	0	2	146	143	289	34	13	47	14	2	16				2	0	2
57	Hindi	SBC	0	0	0	7	1	8	3	0	3	0	0	0				1	0	1
		Gen.	28	3	31	206	259	465	36	28	64	10	4	14				4	4	8
		T	32	3	35	1141	1005	2146	447	229	676	21	14	35				5	5	10
		SC	1	0	1	263	146	409	102	20	122	3	2	5				0	0	0
		ST	0	0	0	134	63	197	40	6	46	0	0	0				0	0	0
58	Social Science	OBC	2	0	2	336	314	650	149	80	229	8	6	14				3	1	4
		SBC	0	0	0	35	16	51	16	2	18	0	0	0				0	0	0
		Gen.	29	3	32	373	466	839	140	121	261	10	6	16				2	4	6
		T	33	4	37	2100	1299	3399	845	310	1155	33	4	37				9	1	10
		SC	1	0	1	398	183	581	166	26	192	1	0	1				0	0	0
59	Sanskrit	ST	0	0	0	182	72	254	70	9	79	2	0	2				0	0	0
		OBC	3	0	3	691	407	1098	315	120	435	19	1	20				5	0	5
		SBC	0	0	0	42	15	57	24	4	28	0	0	0				1	1	2
		Gen.	29	4	33	787	622	1409	270	151	421	11	3	14				3	0	3
		T	28	3	31	486	472	958	168	90	258	22	9	31				7	1	8
60	Urdu	SC	0	0	0	74	38	112	23	6	29	0	0	0				0	0	0
		ST	0	0	0	59	38	97	7	2	9	0	1	1				0	0	0
		OBC	3	0	3	152	137	289	69	31	100	8	3	11				3	0	3
		SBC	0	0	0	18	6	24	7	0	7	0	0	0				1	0	1
		Gen.	25	3	28	183	253	436	62	51	113	14	5	19				3	1	4
		T	3	0	3	66	47	113	23	3	26	0	3	3				1	0	1
		SC	0	0	0	0	0	0	0	0	0	0	0	0				0	0	0
		ST	0	0	0	1	2	3	0	0	0	0	0	0				0	0	0
		OBC	0	0	0	24	23	47	7	2	9	0	1	1				0	0	0
		SBC	0	0	0	0	0	0	0	0	0	0	0	0				0	0	0
		Gen.	3	0	3	41	22	63	16	1	17	0	2	2				1	0	1



S. NO.	Name of Department/Post	Cat.	No. of Post			Total Application (Admitted)			Candidate appeared			Qualified for Int./ II Stage Exam./Selected			Interviewed			Recommended		
			M	F	T	M	F	T	M	F	T	M	F	T	M	F	T	M	F	T
61	Sr. Teacher (Sec. Edu. Deptt.) 2016 Hindi	T	1323	541	1864	116490	136334	252824	86476	93400	179876	1201	663	1864				1	2	3
		SC	185	73	258	29657	23607	53264	23195	17356	40551	212	82	294				1	0	1
		ST(SAH.)	224(4)*	90(1)*	319	24235	17905	42140	18627	13133	31760	228	130	358				0	0	0
		OBC	230	93	323	42172	57388	99560	30770	39191	69961	560	300	860				0	1	1
		SBC	0	0	0	5132	2823	7955	3808	1983	5791	46	6	52				0	0	0
		Gen.	680	284	964	15294	34611	49905	10076	21737	31813	155	145	300				0	1	1
		T	1557	646	2203	189915	147846	337761	137885	96863	234748	1557	646	2203				24	12	36
62	Social Science	SC	223	90	313	43231	25243	68474	33259	17974	51233	256	96	352				3	1	4
		ST(SAH.)	253(5)*	104(1)*	363	35936	17752	53688	27123	12663	39786	284	113	397				7	3	10
		OBC	277	115	392	78026	66796	144822	56081	43581	99662	741	320	1061				8	5	13
		SBC	0	0	0	8409	2906	11315	6118	1944	8062	60	4	64				2	0	2
		Gen.	799	336	1135	24313	35149	59462	15304	20701	36005	216	113	329				4	3	7
		T	2418	1015	3433	66242	65330	131572	52289	49427	101716	2132	1291	3423				2	1	3
		SC	360	149	509	13000	7045	20045	10857	5663	16520	429	164	593				0	0	0
63	Sanskrit	ST(SAH.)	357(7)*	146(3)*	513	15136	10445	25581	12857	8660	21517	390	221	611				0	0	0
		OBC	458	192	650	19567	22496	42063	15466	17334	32800	818	533	1351				0	0	0
		SBC	0	0	0	2846	1425	4271	2263	1118	3381	94	28	122				0	0	0
		Gen.	1236	525	1761	15693	23919	39612	10846	16652	27498	401	345	746				2	1	3
		Sr. Teacher Non-TSP (Sec. Edu. Deptt.) 2018																		
		T	1120	448	1568	93115	131091	224206	90135	115901	206036	961	564	1525						
		SC	168	67	235	25823 (6)#	24148	49977	23417	20877	44294	178	71	249						
64	Hindi	ST (SAH.)	128(4)*	48(1)*	181	11389 (41)*(2)#	12468 (10)#	23910	19530	16717	36247	98	90	188						
		OBC	221	88	309	39428 (11)#	61754	101193	33520	51380	84900	476	273	749						
		MBC	54	17	71	4230	2815	7045	3625	2404	6029	73	21	94						
		Gen.	545	227	772	12183 (2)#	29896	42081	10043	24523	34566	136	109	245						
		T	587	232	819	24043	31155	55198	20283	25490	45773	472	321	793				439	318	757
		SC	88	34	122	5343	3457	8800	4623	2971	7594	92	36	128				89	36	125
		ST	66(1)*	25	92	1809	1769	3578	1922	1712	3634	50	42	92				50	41	91
65	English	OBC	117	45	162	10853	13264	24117	8965	10957	19922	223	121	344				203	121	324
		MBC	27	10	37	811	429	1240	700	371	1071	30	12	42				29	12	41
		Gen.	288	118	406	5224 (3)#	12236	17463	4073	9479	13552	77	110	187				68	108	176

S. NO.	Name of Department/Post	Cat.	No. of Post			Total Application (Admitted)			Candidate appeared			Qualified for Int./ II Stage Exam./Selected			Interviewed			Recommended		
			M	F	T	M	F	T	M	F	T	M	F	T	M	F	T	M	F	T
66	Mathematics	T	523	204	727	29800	18073	47873	26259	14911	41170	461	240	701				449	233	682
		SC	79	29	108	3656	1202	4858	3444	1092	4536	80	29	109				80	29	109
		ST	59	21	80	1685	830	2515	1766	839	2605	59	22	81				58	21	79
		OBC	102	40	142	15607 (2)#	8517	24126	14337	7518	21855	226	120	346				219	117	336
		MBC	25	7	32	921	190	1111	853	172	1025	29	8	37				29	8	37
		Gen.	258	107	365	7927 (2)#	7334	15263	5859	5290	11149	67	61	128				63	58	121
		T	843	329	1172	34515	37798	72313	30298	31474	61772	710	450	1160				666	441	1107
67	Science	SC	125	50	175	6838	4410	11248	6198	3839	10037	134	54	188				134	53	187
		ST (SAH.)	96(3)*	34	133	2457 (2)* (1)#	1578	4038	3162	1911	5073	91	45	136				87	44	131
		OBC	165	64	229	16328 (1)#	19216	35545	14218	16320	30538	333	244	577				305	239	544
		MBC	41	11	52	853	466	1319	784	416	1200	52	11	63				52	11	63
		Gen.	413	170	583	8034 (1)#	12128	20163	5936	8988	14924	100	96	196				88	94	182
		T	1390	564	1954	163199	147024	310223	146329	119087	265416	1159	564	1723						
		SC	212	85	297	39703 (3)#	25274	64980	34483	20451	54934	222	88	310						
68	Social Science	ST (SAH.)	160 (1)*	61	222	19506 (30)* (1)#	12566 (4)*	32107	28836	15929	44765	166	68	234						
		OBC	277	113	390	76541 (14)#	74637	151192	61925	57284	119209	575	284	859						
		MBC	66	25	91	7386 (1)#	2945	10332	6140	2335	8475	79	28	107						
		Gen.	674	280	954	20010 (4)#	31598	51612	14945	23088	38033	117	96	213						
		T	1442	587	2029	42730	51572	94302	44779	50582	95361	1296	696	1992				1249	691	1940
		SC	218	85	303	9778 (3)#	6385	16166	9188	5923	15111	252	93	345				248	93	341
		ST	162 (11)*	64 (4)*	241	5219	5211	10430	11319	9300	20619	152	98	250				149	96	245
69	Sanskrit	OBC	283	116	399	15249 (2)#	21232	36483	13464	18834	32298	533	303	836				507	302	809
		MBC	68	25	93	1999	1215	3214	1782	1069	2851	101	35	136				94	35	129
		Gen.	700	293	993	10479 (1)#	17529	28009	9026	15456	24482	258	167	425				251	165	416
		T	95	23	118	4472	3933	8405	3872	3325	7197	89	27	116				84	27	111
		SC	15	1	16	168	60	228	150	51	201	13	3	16				12	3	15
		ST	9 (1)*	1	11	151	55	206	138	48	186	7	3	10				7	3	10
		OBC	17	3	20	3301	2588	5889	2910	2178	5088	58	13	71				54	13	67
70	Urdu	MBC	1	0	1	35	6	41	34	4	38	1	0	1				1	0	1
		Gen.	52	18	70	817	1224	2041	640	1044	1684	10	8	18				10	8	18
		T	4	0	4	39	82	121	18	56	74	3	1	4				3	1	4
		SC	0	0	0	7	4	11	0	0	0	0	0	0				0	0	0
		ST	0	0	0	5	2	7	1	0	1	0	0	0				0	0	0
		OBC	0	0	0	18	19	37	10	7	17	1	0	1				1	0	1
		MBC	0	0	0	0	2	2	0	1	1	0	0	0				0	0	0
71	Sindhi	Gen.	4	0	4	9	55	64	7	48	55	2	1	3				2	1	3

S. NO.	Name of Department/Post	Cat.	No. of Post			Total Application (Admitted)			Candidate appeared			Qualified for Int./ II Stage Exam./Selected			Interviewed			Recommended		
			M	F	T	M	F	T	M	F	T	M	F	T	M	F	T	M	F	T
72	Punjabi	T	66	27	93	1446	2711	4157	1209	2206	3415	43	50	93				42	44	86
		SC	10	4	14	253	371	624	225	309	534	9	6	15				9	6	15
		ST	7	3	10	45	33	78	40	30	70	7	3	10				6	2	8
		OBC	13	5	18	854	1520	2374	740	1275	2015	24	30	54				24	27	51
		MBC	3	1	4	6	8	14	6	6	12	2	2	4				2	2	4
		Gen.	33	14	47	288	779	1067	198	586	784	1	9	10				1	7	8
	Sr. Teacher TSP (Sec. Edu. Deptt.) 2018																			
73	Hindi	T	224	94	318	14563	12506	27069				189	127	316						
		SC	11	4	15	1099	881	1980				13	9	22						
		ST (SAH.)	100	42	142	11226 (6)*(2)#	7360	18594				106	44	150						
		OBC	0	0	0	1116 (1)#	1748	2865				39	22	61						
		MBC	0	0	0	99	89	188				3	0	3						
		Gen.	113	48	161	1014	2428	3442				28	52	80						
74	English	T	12	4	16	1475	1449	2924				10	6	16				10	6	16
		SC	0	0	0	143	105	248				0	0	0				0	0	0
		ST	5	2	7	596	273	869				5	2	7				5	2	7
		OBC	0	0	0	284	326	610				3	1	4				3	1	4
		MBC	0	0	0	38	15	53				0	0	0				0	0	0
		Gen.	7	2	9	414	730	1144				2	3	5				2	3	5
75	Mathematics	T	52	19	71	1246	574	1820				52	19	71				52	18	70
		SC	3	0	3	102	31	133				5	0	5				5	0	5
		ST(SAH.)	22	9	31	247	65 (1)*	313				22	9	31				22	9	31
		OBC	0	0	0	382	140	522				7	2	9				7	2	9
		MBC	0	0	0	27	4	31				1	0	1				1	0	1
		Gen.	27	10	37	487 (1)#	333	821				17	8	25				17	7	24
76	Science	T	28	11	39	2433	1909	4342				26	13	39				23	13	36
		SC	1	0	1	199	122	321				1	0	1				1	0	1
		ST	12	5	17	1264	651	1915				12	5	17				12	5	17
		OBC	0	0	0	424	384	808				4	3	7				3	3	6
		MBC	0	0	0	54	24	78				0	0	0				0	0	0
		Gen.	15	6	21	492	728	1220				9	5	14				7	5	12
77	Social Science	T	142	60	202	19860	11147	31007				141	60	201						
		SC	7	3	10	1493	802	2295				12	5	17						
		ST (SAH.)	63	27	90	15036 (7)*(3)#	7267 (1)*	22314				69	28	97						
		OBC	0	0	0	1693	1311	3004				34	14	48						
		MBC	0	0	0	176	67	243				5	0	5						
		Gen.	72	30	102	1452	1699	3151				21	13	34						

S. NO.	Name of Department/Post	Cat.	No. of Post			Total Application (Admitted)			Candidate appeared			Qualified for Int./ II Stage Exam./Selected			Interviewed			Recommended		
			M	F	T	M	F	T	M	F	T	M	F	T	M	F	T	M	F	T
78	Sanskrit	T	125	53	178	10013	9249	19262	As above			112	66	178				111	63	174
		SC	6	2	8	704	465	1169				8	2	10				8	2	10
		ST(SAH.)	56	24	80	7470(1)#	5436	12907				64	26	90				63	25	88
		OBC	0	0	0	707	1167	1874				18	15	33				18	13	31
		MBC	0	0	0	75	35	110				1	0	1				1	0	1
		Gen.	63	27	90	1055(1)#	2146	3202				21	23	44				21	23	44
79	Urdu	T	11	3	14	34	69	103	As above			5	6	11				5	6	11
		SC	0	0	0	0	0	0				0	0	0				0	0	0
		ST	4	1	5	3	0	3				2	0	2				2	0	2
		OBC	0	0	0	10	9	19				0	0	0				0	0	0
		MBC	0	0	0	0	0	0				0	0	0				0	0	0
		Gen.	7	2	9	21	60	81				3	6	9				3	6	9
	Sr. Teacher Non-TSP (Sanskrit Edu. Deptt.) 2018																			
80	Hindi	T	48	16	64	20671	21965	42636	13839	12910	26749									
		SC	7	2	9	5378	3695	9073	3599	2135	5734									
		ST	5	2	7	2130	2211(1)*	4342	1556	1436	2992									
		OBC	9	3	12	9276	10589	19865	6162	6188	12350									
		MBC	3	0	3	773	383	1156	529	232	761									
		Gen.	24	9	33	3114	5086	8200	1993	2919	4912									
81	English	T	70	27	97	8241	7918	16159	4739	4289	9028									
		SC	10	4	14	1850	857	2707	1080	479	1559									
		ST	8	3	11	579	564	1143	320	310	630									
		OBC	14	5	19	3750	3391	7141	2135	1796	3931									
		MBC	3	1	4	246	119	365	134	68	202									
		Gen.	35	14	49	1815(1)#	2987	4803	1070	1636	2706									
82	Mathematics	T	96	39	135	14659	6570	21229	9820	3960	13780									
		SC	14	6	20	1902	447	2349	1331	289	1620									
		ST	11	4	15	1004	407	1411	696	287	983									
		OBC	19	8	27	8156	3456	11612	5528	2112	7640									
		MBC	5	1	6	482	81	563	314	59	373									
		Gen.	47	20	67	3115	2179	5294	1951	1213	3164									
83	Science	T	69	27	96	11122	8443	19565	7104	4489	11593									
		SC	10	4	14	2387	1016	3403	1558	570	2128									
		ST	8	3	11	802	404	1206	597	276	873									
		OBC	14	5	19	5406	4601	10007	3435	2447	5882									
		MBC	3	1	4	272	100	372	197	51	248									
		Gen.	34	14	48	2255	2322	4577	1317	1145	2462									

S. NO.	Name of Department/Post	Cat.	No. of Post			Total Application (Admitted)				Candidate appeared			Qualified for Int./ II Stage Exam./Selected			Interviewed			Recommended		
			M	F	T	M	F	T		M	F	T	M	F	T	M	F	T	M	F	T
84	Social Science	T	62	23	85	30116	18984	49100		19254	10124	29378									
		SC	9	3	12	7011 (1)#	3187	10199		4526	1730	6256									
		ST(SAH.)	7	2	9	3248 (2)* (2)#	1572 (1)*	4825		2256	912	3168									
		OBC	12	5	17	14576 (1)#	9772	24349		9245	5265	14510									
		MBC	3	1	4	1189	334	1523		770	172	942									
		Gen.	31	12	43	4086	4118	8204		2457	2045	4502									
85	Sanskrit	T	136	55	191	19861	20178	40039		17129	14808	31937									
		SC	21	8	29	4427	2525	6952		3431	1742	5173									
		ST	15	6	21	2607	2480	5087		3825	2940	6765									
		OBC	27	11	38	6557(1)#	8558	15116		4998	5804	10802									
		MBC	7	2	9	792	498	1290		579	360	939									
		Gen.	66	28	94	5477	6117	11594		4296	3962	8258									
	Sr. Teacher TSP (Sanskrit Edu. Deptt.) 2018																				
86	Hindi	T	4	0	4	822	621	1443		As above											
		SC	0	0	0	78	44	122													
		ST	1	0	1	445	245	690													
		OBC	0	0	0	143	132	275													
		MBC	0	0	0	14	4	18													
		Gen.	3	0	3	142	196	338													
87	English	T	6	1	7	351	256	607		As above											
		SC	0	0	0	31	14	45													
		ST	3	0	3	101	44	145													
		OBC	0	0	0	80	64	144													
		MBC	0	0	0	5	2	7													
		Gen.	3	1	4	134	132	266													
88	Mathematics	T	8	2	10	464	104	568		As above											
		SC	0	0	0	35	2	37													
		ST	3	1	4	68	10	78													
		OBC	0	0	0	152	26	178													
		MBC	0	0	0	8	0	8													
		Gen.	5	1	6	201	66	267													
89	Science	T	7	1	8	625	288	913		As above											
		SC	0	0	0	41	9	50													
		ST	3	0	3	284	85	369													
		OBC	0	0	0	134	63	197													
		MBC	0	0	0	15	3	18													
		Gen.	4	1	5	151	128	279													

S. NO.	Name of Department/Post	Cat.	No. of Post			Total Application (Admitted)				Candidate appeared			Qualified for Int./ II Stage Exam./Selected			Interviewed			Recommended		
			M	F	T	M	F	T		M	F	T	M	F	T	M	F	T	M	F	T
90	Social Science	T	4	0	4	939	386	1325		As above											
		SC	0	0	0	84	31	115													
		ST	1	0	1	440	198	638													
		OBC	0	0	0	220	59	279													
		MBC	0	0	0	17	2	19													
		Gen.	3	0	3	178	96	274													
91	Sanskrit	T	12	5	17	3711	2950	6661		As above											
		SC	0	0	0	207	109	316													
		ST	5	2	7	2820	1893	4713													
		OBC	0	0	0	225	371	596													
		MBC	0	0	0	22	5	27													
		Gen.	7	3	10	437	572	1009													
	Sr. Teacher TSP (Special Edu. Deptt.) 2018																				
92	Hindi	T	3	0	3	43	33	76		7	10	17									
		SC	0	0	0	5	4	9		0	2	2									
		ST	1	0	1	24	10	34		4	2	6									
		OBC	0	0	0	2	5	7		1	1	2									
		MBC	0	0	0	0	0	0		0	0	0									
		Gen.	2	0	2	12	14	26		2	5	7									
93	English	T	3	0	3	17	10	27		4	0	4									
		SC	0	0	0	2	1	3		0	0	0									
		ST	1	0	1	3	1	4		1	0	1									
		OBC	0	0	0	3	1	4		1	0	1									
		MBC	0	0	0	0	0	0		0	0	0									
		Gen.	2	0	2	9	7	16		2	0	2									
94	Mathematics	T	3	0	3	17	6	23		1	0	1									
		SC	0	0	0	1	0	1		0	0	0									
		ST	1	0	1	5	0	5		1	0	1									
		OBC	0	0	0	6	2	8		0	0	0									
		MBC	0	0	0	1	1	2		0	0	0									
		Gen.	2	0	2	4	3	7		0	0	0									
95	Science	T	3	0	3	24	12	36		4	3	7									
		SC	0	0	0	2	2	4		0	1	1									
		ST	1	0	1	9	4	13		3	1	4									
		OBC	0	0	0	3	1	4		0	0	0									
		MBC	0	0	0	1	0	1		0	0	0									
		Gen.	2	0	2	9	5	14		1	1	2									

S. NO.	Name of Department/Post	Cat.	No. of Post			Total Application (Admitted)						Candidate appeared						Qualified for Int./ II Stage Exam./Selected			Interviewed			Recommended		
			M	F	T	M	F	T	M	F	T	M	F	T	M	F	T	M	F	T	M	F	T			
96	Social Science	T	3	0	3	55	28	83	14	6	20															
		SC	0	0	0	6	5	11	3	0	3															
		ST	1	0	1	21	5	26	6	0	6															
		OBC	0	0	0	17	6	23	3	2	5															
		MBC	0	0	0	0	1	1	0	1	1															
		Gen.	2	0	2	11	11	22	2	3	5															
97	Sanskrit	T	2	0	2	25	26	51	3	8	11															
		SC	0	0	0	3	3	6	0	0	0															
		ST	0	0	0	13	10	23	1	3	4															
		OBC	0	0	0	3	2	5	0	0	0															
		MBC	0	0	0	0	1	1	0	1	1															
		Gen.	2	0	2	6	10	16	2	4	6															
98	Maths	T	1568	645	2213	23083	10465	33548	15467	7823	23290								79	22	101					
		SC	248	101	349	2201	439	2640	1650	352	2002								11	2	13					
		ST	231	92	323	912	165	1077	654	150	804								6	1	7					
		OBC	319	132	451	9020	3668	12688	7259	3229	10488								40	12	52					
		SBC	17	3	20	336	68	404	280	60	340								2	0	2					
		Gen.	753	317	1070	10614	6125	16739	5624	4032	9656								20	7	27					
99	English	T	1300	529	1829	38744	35306	74050	29789	28002	57791								59	27	86					
		SC	198	79	277	7132	2954	10086	5957	2502	8459								10	3	13					
		ST	210	82	292	3175	1432	4607	2542	1229	3771								6	2	8					
		OBC	251	103	354	15944	13533	29477	12973	11326	24299								34	15	49					
		SBC	15	1	16	1098	387	1485	925	329	1254								3	0	3					
		Gen.	626	264	890	11395	17000	28395	7392	12616	20008								6	7	13					
100	Hindi	T	1233	502	1735	151232	152342	303574	128592	128934	257526								34	12	46					
		SC	191	77	268	35633	22709	58342	31820	19880	51700								5	1	6					
		ST	188	74	262	29481	16892	46373	25801	14705	40506								8	3	11					
		OBC	247	99	346	53958	63358	117316	47206	54861	102067								18	7	25					
		SBC	13	2	15	5505	2393	7898	4921	2113	7034								1	0	1					
		Gen.	594	250	844	26655	46990	73645	18844	37375	56219								2	1	3					
101	Sanskrit	T	354	129	483	55146	47125	102271	47211	40133	87344								20	12	32					
		SC	53	18	71	10688	4726	15414	9508	4173	13681								5	0	5					
		ST	56	19	75	11022	5917	16939	9902	5285	15187								2	1	3					
		OBC	69	24	93	16621	16477	33098	14486	14273	28759								11	4	15					
		SBC	4	0	4	1881	705	2586	1675	621	2296								1	0	1					
		Gen.	172	68	240	14934	19300	34234	11640	15781	27421								1	7	8					

S. NO.	Name of Department/Post	Cat.	No. of Post			Total Application (Admitted)			Candidate appeared			Qualified for Int./ II Stage Exam./Selected			Interviewed			Recommended		
			M	F	T	M	F	T	M	F	T	M	F	T	M	F	T	M	F	T
102	Punjabi	T	7	1	8	1002	1882	2884	814	1540	2354							1	0	1
		SC	0	0	0	168	209	377	149	177	326							0	0	0
		ST	0	0	0	23	14	37	22	9	31							0	0	0
		OBC	1	0	1	579	1024	1603	490	871	1361							0	0	0
		SBC	0	0	0	7	13	20	6	12	18							1	0	1
103	Urdu	Gen.	6	1	7	225	622	847	147	471	618							0	0	0
		T	301	108	409	4579	3571	8150	3886	3215	7101							16	6	22
		SC	48	13	61	172	32	204	137	28	165							1	0	1
		ST	42	13	55	133	24	157	108	19	127							1	0	1
		OBC	56	21	77	3051	2150	5201	2777	1983	4760							13	5	18
104	Science	SBC	2	0	2	23	8	31	21	7	28							0	0	0
		Gen.	153	61	214	1200	1357	2557	843	1178	2021							1	1	2
		T	1464	598	2062	47736	36086	83822	35955	27831	63786							31	16	47
		SC	225	91	316	8489	3632	12121	6860	2968	9828							6	4	10
		ST	232	93	325	4511	1495	6006	3480	1235	4715							7	1	8
105	Social Science	OBC	283	117	400	19811	14817	34628	16163	12347	28510							15	8	23
		SBC	17	1	18	870	323	1193	755	269	1024							1	0	1
		Gen.	707	296	1003	14055	15819	29874	8697	11012	19709							2	3	5
		T	511	195	706	210576	148241	358817	170108	117366	287474							13	2	15
		SC	78	27	105	46438	23114	69552	39339	19007	58346							4	0	4
106	Subordinate Offices	ST	81	29	110	39617	15579	55196	32911	12644	45555							3	1	4
		OBC	97	37	134	85903	65800	151703	70400	53066	123466							4	0	4
		SBC	6	0	6	7295	2242	9537	6199	1859	8058							0	0	0
		Gen.	249	102	351	31323	41506	72829	21259	30790	52049							2	1	3
		Clerk Grade II Comb. Comp. Exam, 2013																		
106	Subordinate Offices	T	5280	2258	7538							4812	1140	5952				53	11	64
		SC	773	331	1104							700	37	737				41	2	43
		ST(SAH.)	604	258	862							205	13	218				9	1	10
		OBC	1015	434	1449							2678	697	3375				1	5	6
		SBC	49	20	69							153	23	176				0	0	0
106	Subordinate Offices	Gen.	2416	1035	3451							959	361	1320				2	3	5
		TSP Gen.	212	90	302							108	9	117				0	0	0
		TSP SC	21	9	30							4	0	4				0	0	0
		TSP ST	190	81	271							5	0	5				0	0	0



S. NO.	Name of Department/Post	Cat.	No. of Post			Total Application (Admitted)			Candidate appeared			Qualified for Int./ II Stage Exam./Selected			Interviewed			Recommended		
			M	F	T	M	F	T	M	F	T	M	F	T	M	F	T	M	F	T
		T	43278	17634	60912	3228919	2336148	5565067	2127164	1500507	3627671	60609	22253	82862	1144	614	1758	4470	2435	6905
		SC	6472	2604	9076	636885	332635	969520	442565	220621	663186	8638	2616	11254	173	57	230	841	305	1146
		ST(SAH.)	5808	2303	8111	496315	254210	750525	345980	172101	518081	6983	2693	9676	104	42	146	628	315	943
		OBC	8411	3444	11855	1269691	982828	2252519	842239	633695	1475934	24405	9059	33464	440	208	648	1952	1096	3048
		SBC	577	210	787	49779	18912	68691	40099	15054	55153	601	119	720	6	2	8	23	4	27
		MBC	606	193	799	67199	21993	89192	38345	10763	49108	1434	226	1660	0	0	0	254	87	341
		EWS	374	131	505	19597	15769	35366	1061	586	1647	0	0	0	0	0	0	0	0	0
		Gen.	20607	8569	29176	689453	709801	1399254	416875	447687	864562	18431	7531	25962	421	305	726	772	628	1400
		TSP Gen.	212	90	302	0	0	0	0	0	0	108	9	117	0	0	0	0	0	0
		TSP SC	21	9	30	0	0	0	0	0	0	4	0	4	0	0	0	0	0	0
		TSP ST	190	81	271	0	0	0	0	0	0	5	0	5	0	0	0	0	0	0
GRAND TOTAL																				

Note :- \* Candidates belonging to "Saharia" Category are included in ST Male Category & # Candidates belonging to "Other" Category are included in Male Category.



**Research Section**  
Rajasthan Public Service Commission, Ajmer